



**GLOBAL NAV JEEWAN SECONDARY SCHOOL**

***Holiday Homework***

***Class - 4***

## हिंदी

- 1.10 सुलेख लिखो असाइनमेंट कॉपी में।
2. पाठ-1,2,3 के शब्दार्थ लिखो व याद करो ।  
( असाइनमेंट कॉपी)
3. भारत में अनेक त्यौहार मनाए जाते हैं। अपने पांच प्रिय त्योहारों के चित्र लगाकर उनसे संबंधित कुछ वाक्य लिखिए। (प्रोजेक्ट फाइल)
4. बड़े होकर तुम्हारा क्या बनने का मन करता है और क्यों? इस विषय पर अपने विचार लिखो। ( असाइनमेंट कॉपी)
5. वन महोत्सव से संबंधित एक पोस्ट A3 सीट पर बनाकर स्लोगन लिखिए।
6. कक्षा में कराया गया सभी कार्य याद करें।
7. विद्यालय की लाइब्रेरी से पुस्तके लेकर उसको पढकर उसमें से एक अपनी मनपसंद कहानी असाइनमेंट कॉपी में लिखें

## English

- 1) Do 15 pages of writing in the assignment copy.
- 2) Do new words and word meanings of chapter - 1 and 2 in assignment copy.
- 3) Do comprehension in English grammar book of page no. - 97,98 and 99
- 4) Solve word game puzzles from English newspapers and paste them in the project file.( Take 4 puzzles)
- 5) Learn all class work .
- 6) Take English books from the school library and write 20 words from them and write in the assignment copy.

## **Maths**

**Do this work in assignment copy**

**Learn and write tables 2to20**

**Q2 Write Roman Numerals 1to20**

**Q3 Do five sums of addition Ex 5,2**

**Q5,6,7,8,9**

**Q4 )Do five sums of subtract Ex5,6Q5,6,7,8,9**

**Q5) Do in activity file**

**paste two pictures of 2 Indian**

**mathematicians and write some line about**

**them in activity file**

## **Science**

**1.Prepare chart on the digestive system Roll No 1 to 10**

**2.prepare a chart of the excretory system Roll No. 11 to 20**

**3.Make a food pyramid on A-3 sheet (page no.16)Roll No.21 to 30**

**4.Write Aptitude test No.1 (page no.44 and 45) in your Assignment copy**

**5.Write five healthy eating habits on A-4 sheet**

**6.Write the keywords of lesson 1 , 2 and 3 in assignment copy**

## **Social Science**


**1) Write define and fill up of the lesson - 1,2and 4 in assignment copy.**

**2) Write fundamental rights and duties of an Indian citizen in your assignment copy .**

**3) Learn all the classwork .**

**4)With the help of the internet find pictures of ancient coins , stamps , jewellery and poetry and paste in the project file .**

◆ Roll no. 1 - 10 will make this poster on van mohatsav



◆ Roll no. 11 to 20 will make this poster on van mohatsav



◆ Roll no. 21 to 31 will make this poster on van mohatsav



## Class IV Hindi

माठ - 1 भाषा, लिपि, बोली

Work sheet Day 2

Do and learn.

Q1. दिए गए शब्दों की सहायता से खाली जगह भरें -

I. भाषा के --- रूप होते हैं।

II. लिखने के ढंग को --- कहते हैं।

III. हमारी राष्ट्रभाषा --- है।

IV. हिंदी दिवस --- को मनाया जाता है।

14 सितम्बर
लिपि
हिंदी
की

Q2. मिलान कीजिए

भाषा	लिपि
संस्कृत	फारसी
हिंदी	रोमन
अंग्रेजी	देवनागरी
उर्दू	गुरुमुखी
पंजाबी	देवनागरी

Q3. भाषा के सही रूप में ✓ का निशान लगाइये -

I. कौन पर बातें करना -	मौखिक भाषा	लिखित भाषा
II. कविता लिखना -	लिखित भाषा	मौखिक भाषा
III. कहानी सुनना	मौखिक भाषा	लिखित भाषा
IV. पत्र लिखना	मौखिक भाषा	लिखित भाषा

1. सही उत्तर पर सही का निशान (✓) लगाइए-

- (क) व्यंजनों का उच्चारण करते समय ..... की सहायता ली जाती है।  
 (अ) वर्ण  (ब) स्वर  (स) संयुक्ताक्षर
- (ख) क्ष, प्र, ज्ञ, और श्र ..... कहलाते हैं।  
 (अ) वर्ण  (ब) स्वर  (स) संयुक्ताक्षर
- (ग) स्वरों के बिहिन ही ..... कहलाते हैं।  
 (अ) मात्रा  (ब) अनुस्वार  (स) व्यंजन
- (घ) वर्ण को भी ..... कहते हैं।  
 (अ) मात्रा  (ब) अक्षर  (स) स्वर
- (ङ) अनुनासिक का बिहिन ..... है।  
 (अ) ँ  (ब) ः  (स) ऌ


2. रिक्त स्थानों को भरिए-

- (क) भाषा की सबसे ..... (बड़ी/छोटी) ध्वनि को .....  
 (शब्द/वर्ण) कहते हैं।
- (ख) हिंदी के वर्णों को ..... (घो/खोल)वर्णों में बाँटा गया है।
- (ग) जिन ध्वनियों का उच्चारण बिना किसी अन्य वर्ण की सहायता से की जाती है,  
 उन्हें ..... (स्वर/व्यंजन) कहते हैं।
- (घ) हिंदी में ..... (लेख/ग्यारह) स्वर हैं।
- (ङ) वर्णों के व्यवस्थित समूह को ..... (शब्दमाला/वर्णमाला) कहते हैं।
- (च) सभी व्यंजनों में ..... (स/अ) की ध्वनि मिली होती है।

(क) शब्दों के आगे उचित पर्यायवाची शब्द तालिका में से चुनकर लिखिए-

विद्यालय, कसरत, सवेरा, धरती, जल, माता, पुत्र, गाना, आसमान					
शब्द	-	पर्यायवाची शब्द	शब्द	-	पर्यायवाची शब्द
सुबह	-	.....	पृथ्वी	-	.....
गीत	-	.....	बारिश	-	.....
आकाश	-	.....	ज्यायाम	-	.....
पाठशाला	-	.....	माँ	-	.....
पानी	-	.....	बेटा	-	.....

(ख) दिए गए चित्रों को देखकर उनके लिए दो-दो पर्यायवाची शब्द लिखिए-



1) Roll no. 1 to 10 make this poster on an A4 size sheet.



2) Roll no. 11 to 20 make this poster on an A4 size sheet.

## Birds need you this summer

Summer is at its peak. Many birds and animals die in summer due to lack of water. **PLEASE PLACE WATER POTS** on your balcony, windows, terrace, roof or wherever its safe and possible for thirsty birds to drink. **YOUR 2 MINUTES WILL SAVE LIVES.** *There is no bigger Karma and Dharma than saving a life.*






3) Roll no. 21 to 30 make this poster on an A4 size sheet.



PLEASE KEEP A WATER BOWL OUTSIDE  
**SAVE ANIMALS**  
FROM HEAT THIS SUMMER







### Sentence Word Order

Arrange the words into correct sentences. Pay attention to your spelling. Don't forget capital letters and full stops:

1. by train / every day / Steven / to work / goes.

\_\_\_\_\_

2. are making / toys / we / for all the children.

\_\_\_\_\_

3. soccer / play / during the break / Alex and Sasha.

\_\_\_\_\_

4. a new TV set / my father / us / bought.

\_\_\_\_\_

5. all the family / Mary / to the party / invited.

\_\_\_\_\_

6. from Australia / a letter / Sam / sent.

\_\_\_\_\_

7. for my brother / made / the tailor / a suit.

\_\_\_\_\_

8. all her friends / cooked / a delicious meal / Tal / for.


\_\_\_\_\_



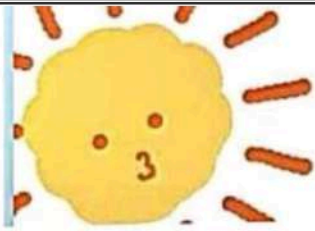
9. to the beach / go / my friends and I / every weekend.

\_\_\_\_\_

10. in England / lives / in an apartment / the family / in a big city.


\_\_\_\_\_







Directions: Circle the subject. Underline the predicate.

1. A rose smells nice.
2. The paperboy delivers the newspaper.
3. My friend Zach won the Peachtree Road Race.
4. Jane and I are going to the mall.
5. Jimmy made the touchdown.
6. A beautiful butterfly floated over the bush.
7. The strong winds ripped the roof off of the house.
8. Our class will visit the Atlanta Zoo.
9. My cat had three kittens today.
10. My little brother fell off his swingset.
11. The bee stung me on my stomach!
12. In art class we made masks for Halloween.
13. The bank robber wore a black stocking on his face.
14. Bob's birthday party was at American Adventures.
15. Someone's telephone is ringing in the store.





## Alphabetical Order



Rewrite each word list in alphabetical order.

1. between, behave, believe, angrily, amaze

\_\_\_\_\_

2. ashamed, concrete, complain, evict, decade

\_\_\_\_\_

3. elect, balance, century, gracious, praise


\_\_\_\_\_


4. niece, nation, remain, ratio, reason

\_\_\_\_\_

5. zebra, squeal, waist, skiing, breathe

\_\_\_\_\_






## Types of Sentences

**Directions:** Write the types of sentences that are written below. Insert the proper end punctuation.

*C - Command; S - Statement; E - Exclamation; Q - Question.*

1. Strawberries are bright red, juicy, and very sweet \_\_\_\_
2. How do I reduce the strawberries for the shortcake \_\_\_\_
3. Can we go strawberry picking this weekend \_\_\_\_
4. The strawberries I just bought at the store are all moldy \_\_\_\_
5. Strawberries are picked with part of the stem still attached \_\_\_\_
6. Make sure you floss your teeth after eating a strawberry \_\_\_\_
7. Do I need to take a vitamin if I eat my strawberries each day \_\_\_\_
8. Press the strawberries into the juicer for me \_\_\_\_
9. Nana made chocolate-dipped strawberries for my party \_\_\_\_
10. Hey All of the strawberry pie is gone \_\_\_\_







◆ Roll no. 1-10 make this poster on A4 size sheet .

**CLASS PLAYGROUND** **Place Value**

7,000,000	300,000	40,000	5,000	400	20	1
<b>Millions</b>	<b>Hundred Thousands</b>	<b>Ten Thousands</b>	<b>Thousands</b>	<b>Hundreds</b>	<b>Tens</b>	<b>Ones</b>
<b>7</b>	<b>3</b>	<b>4</b>	<b>5</b>	<b>6</b>	<b>2</b>	<b>1</b>

Seven million three hundred forty-five thousand six hundred twenty-one

◆ Roll no. 11-20 make this Poster

**Indian Place-Value Chart**

Crores		Lakhs		Thousands		Ones		
Ten Crores (TC)	Crores (C)	Ten Lakhs (TL)	Lakhs (L)	Ten Thousands (TTh)	Thousands (Th)	Hundreds (H)	Tens (T)	Ones (O)



◆ Roll no. 21-31 make this poster on A4 size sheet .

## ROMAN NUMBERS

Roman numbers i.e. Roman numerals are also commonly used in day-to-day life. Romans use some special symbols for writing numbers. They use only seven basic symbols. These are I, V, X, L, C, D and M.

I	stands for	1
V	stands for	5
X	stands for	10
L	stands for	50
C	stands for	100
D	stands for	500
M	stands for	1000

READ AND WRITE ROMAN NUMERALS TO 50 SHEET B



REMEMBER I=1 V=5 X=10 L=50

Write the correct number next to each Roman numeral.

- |                |                   |
|----------------|-------------------|
| 1) VII = _____ | 8) XXX = _____    |
| 2) X = _____   | 9) L = _____      |
| 3) IV = _____  | 10) XL = _____    |
| 4) XV = _____  | 11) XIX = _____   |
| 5) IX = _____  | 12) XXVI = _____  |
| 6) XII = _____ | 13) XXXIV = _____ |
| 7) XIV = _____ | 14) XLIX = _____  |

Write the correct Roman numerals next to each number.

- |               |                |
|---------------|----------------|
| 1) 6 = _____  | 8) 30 = _____  |
| 2) 10 = _____ | 9) 23 = _____  |
| 3) 9 = _____  | 10) 19 = _____ |
| 4) 4 = _____  | 11) 40 = _____ |
| 5) 12 = _____ | 12) 32 = _____ |
| 6) 20 = _____ | 13) 24 = _____ |
| 7) 16 = _____ | 14) 37 = _____ |

**A Choose the correct option.**

- How is calcium useful to us?
  - Makes our bones and teeth strong
  - Maintains healthy eyesight
  - Helps in the formation of blood
  - Maintains balance diet
- We need 6-8 hours of \_\_\_\_\_ in a day.
  - Playing
  - Sleep
  - Food
  - Water
- A seed of water melon containing
  - Vitamin B
  - Iron
  - Minerals
  - All of these
- Which of the following method of food preservation?
  - Freezing
  - Canning
  - Boiling
  - All of these
- What is the function of roughage in our body?
  - It helps to build muscles
  - It prevents constipation
  - It give us energy
  - It protects us from diseases
- Rohan falls ill very frequently. What should he take to improve his immunity?
  - To take fruits and vegetables everyday
  - To drink a glass of milk twice a week
  - To take bread and butter twice a day
  - To take Chapati with dal daily in evening
- Dehydration is a method of preserving food by
  - Drying
  - Boiling
  - Adding salt
  - Adding sugar
- We need 6-8 hours of \_\_\_\_\_ in a day.
  - Playing
  - Sleep
  - Food
  - Water



**FOOD AND DIGESTION**

**WORKSHEET -I**

I. Match the food to the nutrient it contains.



PROTEINS



CARBOHYDRATES



FATS



VITAMINS, MINERALS

II. Choose the correct nutrient to complete the definition.

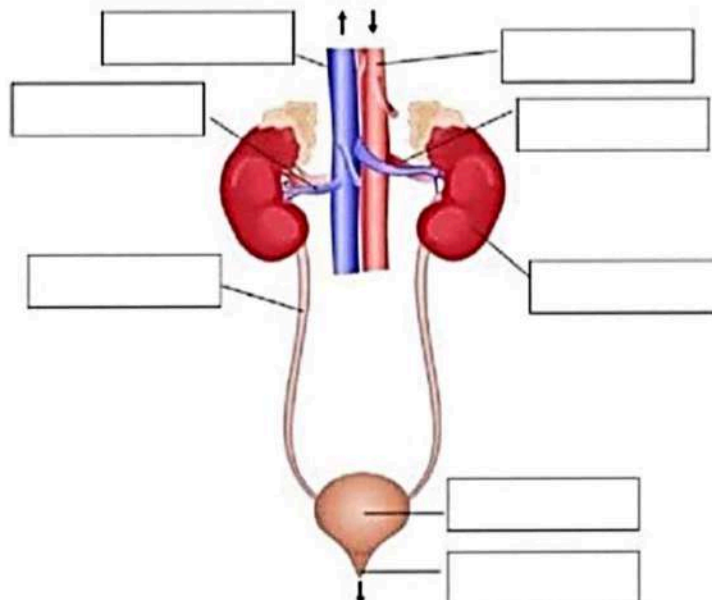
1. Carbohydrates are  nutrient.

2. Proteins are  nutrient.

3. Minerals and Vitamins are  nutrients.

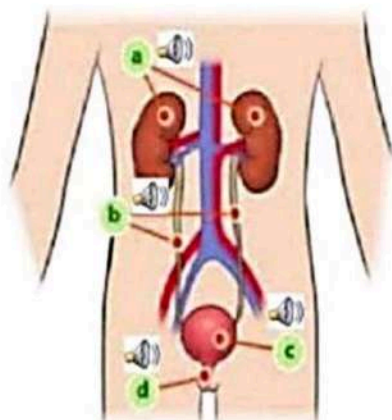
Label the parts of the excretory system with the following words:

- Bladder
- Kidney
- Vena cava
- Urethra
- Aorta
- Renal vein
- Renal artery
- Uréter
- Kidney



# EXCRETORY SYSTEM

1- Listen and write the names of the excretory system



- a.
- b.
- c.
- d.

2- Read and write: TRUE or FALSE

- The function of the excretory system is eliminate waste from your body \_\_\_\_\_
- The main parts of the excretory system are: heart arteries and veins. \_\_\_\_\_
- The kidneys clean the air, take the oxygen and expel the carbon dioxide. \_\_\_\_\_
- Urine collects in the bladder. \_\_\_\_\_
- The waste your body eliminate through the skin is called blood. \_\_\_\_\_
- When the bladder is full, your body tells you to go to the toilette. \_\_\_\_\_
- Urine is expelled through the urethra. \_\_\_\_\_

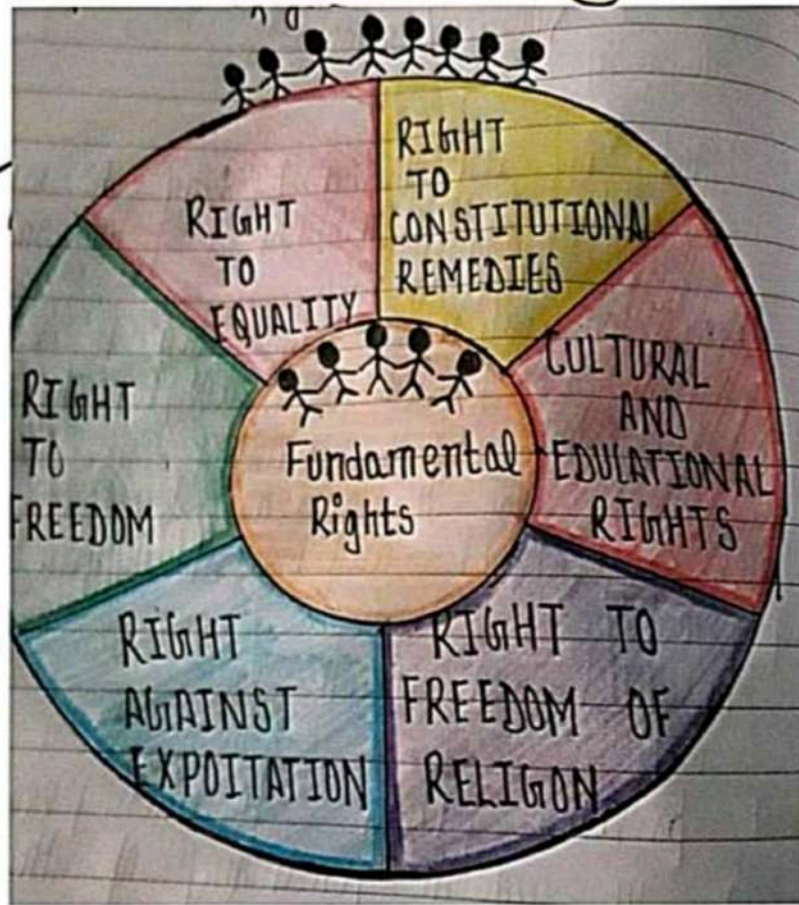
## Human Teeth

Q: Fill in the blanks with the help of words from the word bank.

thirty-two, twenty, milk, permanent, plaque, chew, six, gum, four, grind, chewing, grinding, teeth

1. We grow two set of teeth, \_\_\_\_\_ teeth and \_\_\_\_\_ teeth.
2. We have \_\_\_\_\_ types of different teeth.
3. We use our teeth to \_\_\_\_\_ and \_\_\_\_\_ food into smaller pieces.
4. Children have \_\_\_\_\_ teeth.
5. When we are older, we have \_\_\_\_\_ permanent teeth.
6. A sticky substance of bacteria that constantly forms on teeth is known as \_\_\_\_\_.
7. We should visit a dentist every \_\_\_\_\_ months.
8. Premolars are useful in \_\_\_\_\_ and \_\_\_\_\_ food.
9. The root of a tooth is embedded in a \_\_\_\_\_.
10. \_\_\_\_\_ give support to mouth muscles and keep them in place.

Roll no. 1 to 10 make this poster on an A4 size sheet.



Roll no. 11 to 20 make this poster on an A4 size sheet



Roll no.21 to 30 make this poster on an A4 size sheet.

## THE RIGHTS OF THE CHILD



NAME: \_\_\_\_\_

CLASS: \_\_\_\_\_

DATE: \_\_\_\_\_

# APPROPRIATE Or NOT

Tick Right in the below picture, if you think they are appropriate.  
Otherwise, mark it with a wrong sign.



Fighting



Helping Others



Littering



Sharing



Abusing Animals



Bullying



Brushing Teeth




Removing Wax



Plantation

<https://eduaakar.blogspot.com>



# The Stone Age

The Stone Age started around 2.5 million years ago when early humans first produced the first stone tools. The Stone Age is split into three different parts: the **Palaeolithic** (Old Stone Age) the **Mesolithic** (Middle Stone Age) and the **Neolithic** (New Stone Age).



During the Old Stone Age humans evolved from Neanderthals and other groups into homo sapiens (modern humans). People survived by gathering wild nuts, fruits, and berries. They also hunted wild animals. The tradition is that women did the gathering and men did the hunting. When the food ran out, these hunter-gatherers moved on.

The Middle Stone Age began at the end of the last Ice Age when sea levels rose and Britain became an island. In the New Stone Age, the way people lived changed significantly. People began building settlements instead of moving from place to place. They built walls around their settlements to protect themselves and started to grow their own crops and domesticate animals. Tools for grinding, cutting and chopping were also introduced. People used bones for fishhooks so that they could catch fish as well as animals.

## Questions

1. What did people eat during the Stone Age?

---

2. How many parts is the Stone Age split into? \_\_\_\_\_

3. What was the period called when sheets of ice covered the Earth?

- a) Old Stone Age      b) Warm age      c) Ice Age

4. What do you think it means when you **domesticate** an animal?

---

5. A historian is someone who:

- a) Studies and writes about the past    b) Sings about the past    c) Makes history

I can identify life long ago and today

Name \_\_\_\_\_

# Long ago and Today

Directions: Draw a picture of 3 items from long ago and then draw how they are different today



long ago

today



long ago

today



long ago



today



# Past or Present?

Name \_\_\_\_\_

Cut, sort, and paste the pictures into the correct column below.

 Past	 Present




slate and chalk



cell phone



candle



paper and pencil



pen



Pod



gramophone



inkwell and quill



lamp



telephone



## English conversation

Practice Daily use sentences

Switch off the TV. /  
Turn off the TV.

आवाज बढ़ा दो।  
Increase the volume.  
Turn the volume up.

आवाज कम कर दो।  
Decrease volume.  
Turn the volume down.  
Lower the volume.

दरवाजा बंद कर दो।  
Close the door.  
Shut the door.

खाते वक्त अपना मुंह बन्द करो।  
Close the mouth while eating.

खाते वक्त अपना मुंह बन्द रखो।  
Shut the mouth while eating.

कपड़ों को कील पर लटका दो।  
Hang the clothes on the nails.

यहाँ पर एक कील लगा दो।  
Hammer a nail here.  
Insert a nail here.  
आज नीली शर्ट पहनो।  
Put on the blue shirt today.

अभी का अभी इस टी-शर्ट को उतार दो।  
Take off this t-shirt right away.

जूते पहन लो।  
Put on the shoes.

जूते उतार दो।  
Take off the shoes

## Drawing

*Make a poster on the followings*



*Make wall hanging with the help of paper (paper folding)*



(. GK. Questions With Current affairs)



1. Who is the current prime minister of India ?
2. Who head the RBI ?
3. Where is India's silicon valley located ?
4. India's space agency acronym ?
5. What is the national language of India ?
6. What is the name of longest river in the world ?
7. The election for lok sabha are held every ?
8. When does election of lok sabha in Delhi ?
9. Who is the chief minister of Delhi ?
10. Which party rules Delhi ?
11. Who is known as the nightingale of India ?
12. Who are the founder of Google
13. When is World environment day celebrated ?
14. The Olympic games are held after a gap of how many years ?
15. Who wrote the book discovery of India ?
16. Which is the highest dam in India ?
17. Which country is known as the land of cake ?
18. Which team has won the most IPL titles ?
19. What is the maximum number of foreign players allowed in an IPL playing 11 ?
20. What is the name of the stadium that will host the opening match of IPL 2024 ?
21. Which animal can drink up to 30 gallons of water in 10 minutes ?
22. Which is the most common hibernation place for animal ?
23. Asian games are hosted how many years ?
24. What is the story of persons life card with his written by someone else ?
25. Name the largest mosque in India?

# Computer

## PRACTICAL-4

Microsoft office package includes MS word, PowerPoint, Excel, Outlook, OneNote and Access.

- View your document in portrait and landscape view using orientation option in page layout menu.
- Change the color of the text using font color option.
- Create a bulleted list like :
  - MS word
  - Powerpoint
  - Excel
  - Access

## PRACTICAL-5

- Using the insert > break option insert a page break in your document.
- Insert page number at the bottom of the page using page number option.
- Insert a table like this:

Roll.no.	Name	Course	Language
1.	Kapil	BCA	HTML
2.	Suresh	MCA	ASP.NET
3.	Shushma	B.COM.	TALLY
4.	Sandy	B.COM.	C

- Draw the borders of the table using draw table option.
- Select the last row of the table and delete the entire row.
- Insert some more columns to the right in the table.

## Practical

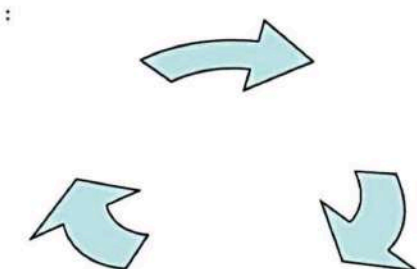
## Computer



- Place the picture into the center of the page.
- Add a thick red border around the picture.
- Crop the picture 0.5 inches from the left.
- Change the size of the picture by pressing right click of the mouse on the picture .
- Insert caption to the picture.

## PRACTICAL-6

- Insert a clip art of computer in the file using clip art option .
- Draw a star using shapes option .
- Draw a figure like this using SmartArt option and add some text in the figure.



- Insert date & time and symbol date option & symbol option.
- Using WordArt ,write the following "THANK YOU" .Use any style you wish and give it a font size of 20 points.