

GLOBAL NAV JEEWAN SECONDARY SCHOOL

SUMMAR VACATIONS HOLIDAY HOMEWORK

Class-Playway



Dear Parent,

Children are born with natural curiosity and inquisitiveness about the world around them. It is important for us to help them keep this spark alive and to make learning fun.

Summer Vacation is just round the corner, let every moment of this vacation be a time to unite, connect and enjoy beautiful moments with your child.

Here are some activities given to help your child become independent and confident:-

Independent Me

- Buttoning and Unbuttoning
- Put on your Socks and Shoes
- Keeping belongings back in their place
- Filling the water bottles
- Keeping room clean and well-organized
- Tear a Chapati and eat your Meal on your own

Alone we can do so little; together we can do so much. (Social Skills)

- Wish your elders with a smile
- Go outdoors and play with your friends
- Use magical words: Sorry, Please, Excuse Me, Thank You

One, who maintains cleanliness, keeps away diseases. (Personal Hygiene)

- Brushing teeth twice a day.
- Combing hair regularly
- Bathing everyday
- Washing hands before and after meals.

Reading is Fun

Children are made readers on the laps of their parents.




- Make reading a regular practice with pictures and large text.
- Make bed-time stories a part of your child's daily routine.



ALL ABOUT ME



- What is your name?
- How old are you?
- In which class do you read?
 - What is the name of your school?
 - What is the name of your teacher?
 - What is your father and mother name?
- May I come in ma'am?
- May I Drink water?
- May I go to the toilet?
- I m feeling hungry.
- Please give me a glass of water.
- Please trim my nails.
- Please tell me a story.
- I m feeling sleepy.

Suggested T.V Channels

-  Baby T.V.
-  Discovery kids
-  Disney Junior



Suggested Movies

-  The Jungle Book
-  Good Dinosaur



Get Close to Nature

Take your child for regular morning walk to breathe in fresh air. Make him aware of the benefits of morning walk and tell him/her about different types of plants, flowers and birds so he/she can generate love for nature.



Let's converse in English

How are you? I am fine, Thank you.

I am thirsty, Please give me water.

I am hungry, Please give me food/fruit.

I have finished my work/food.

Please open/close my bottle/tiffin/bag.

Please switch on/off the light/fan.

How are you ?


I am fine, Thank you



CELEBRATE FATHER'S DAY (16 JUNE)


HAPPY FATHERS DAY

Paste the photo
of your Dad



MY DAD IS MY SUPER HERO

. LUV YOU DAD



International yoga day (21 June)

"Yoga is the journey of the self, through the self, to the self."

ACTIVITY Let's Do Yoga

Mountain Pose

Stand straight and Spread the legs and toes few inches apart. Keep the arms alongside the body.

The shoulders must be relaxed and not stiff. Raise the arms above your head.

Hold the posture and breathe slowly. Retain as long as comfortable.



Volcano Pose

Stand tall with your feet slightly apart. Bring your hands to prayer position. Inhale and push your hands to the sky.

Exhale and move your hands to the side and then back to the centre.



Cat Pose -

Get down on hands and knees. Reach spine towards ceiling as high possible so that the back is arched like a cat. Make meow - meow noises.



ENGLISH

PHONETICS

A says ऐ as in apple, axe, arrow
B says ब as in ball, bag, balloon
C says क as in cat, candle, car
D says ड as in dog, drum, doctor
E says ए as in elephant, elbow, engine
F says फ as in frog, fish, fan
G says ग as in grapes, gate, god
H says ह as in horse, house, hot
I says आइ as in ice-cream, iron, island
J says ज as in joker, jar, jelly
K says क as in kite, kettle, kangaroo
L says ल as in lion, leaf, lock
M says म as in mango, mat, mother



N says न as in nest, nut, nose
O says औ as in orange, ostrich, ox
P says प as in parrot, peas, pocket
Q says क्व as in quarter, quill, quilt
R says र as in rocket, rat, red
S says स as in sun, socks, swing
T says ट as in tiger, time, toffee
U says अ as in umbrella, under, urn
V says व as in van, vulture, violin
W says ळ as in wall, watch, window
X says क्स as in x-ray, x-mass tree
Y says य as in yo-yo, yolk, yellow
Z says ज़ as in zip, zigzag, zero



SUBJECT: ENGLISH
WORKSHEET NO. 1



Tracing Practice II

Directions: Trace the lines in each row.




○	○	○	○	○					
/	/	/	/	/	/	/	/		
\	\	\	\	\	\	\	\		



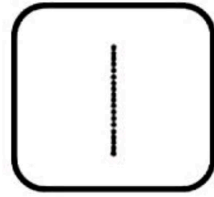
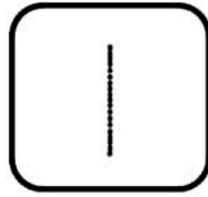
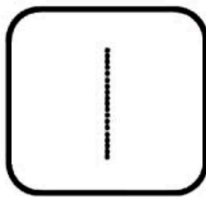
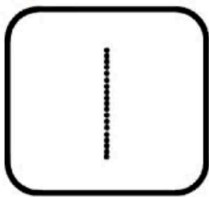
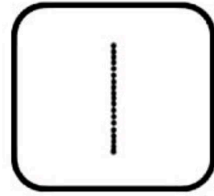
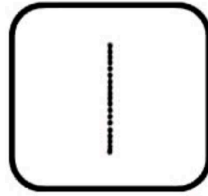
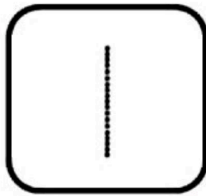
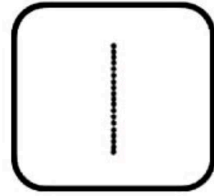
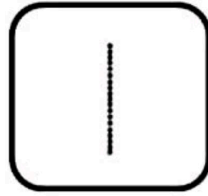

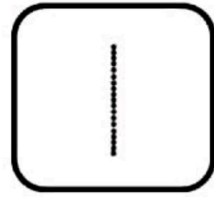

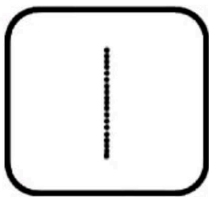
WORKSHEET NO. 2

✓ Let's score a point! Help the balls reach their goals by tracing the curved lines from left to right.



MATHS

Tracing Number 1



Name _____

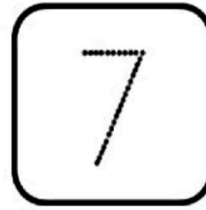
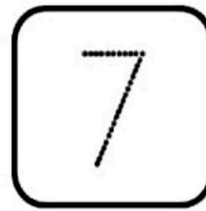
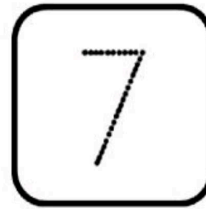
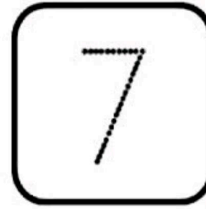


Date _____

Color the Number

Find the Number 1 and color it



Tracing Number 7



Name _____

Date _____

Color the Number

Find the Number 7 and color it

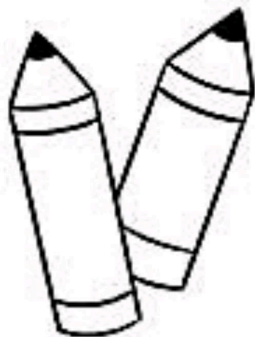


E.V.S

★ All About ME! ★

MY NAME IS...

My favorite color is...



I am

years old.

THAT'S ME! ↙

My birthday is

_____.



I like to go to

_____.



READ AND LEARNS IT


Fruits



apple



orange



pear



peach



lemon



strawberry



mango




coconut



kiwifruit



pomegranate



cherries




mangosteen




watermelon



dragonfruit




avocado



banana

VEGETABLES



Colors




red



orange




yellow



green



blue



purple



pink



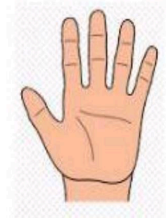
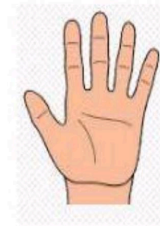
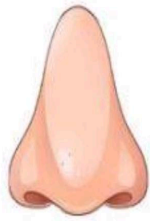
brown



violet

Body Parts

Match the same body parts.



ACTIVITY SHEETS

MANGO

COMPLETE THE MANGO BY COTTON DABBING.




Fine Motor Skills Activities:

1. **Rubber Bands & Stick:** Take a stick (preferably ice cream stick); Now focus and try to put as many number of rubber bands possible on the stick.
2. **Making a pencil stand:** Use all the best possible resources, taking help from your elders, try to make a creative pencil stand for yourself.
3. **Painting with cotton balls:** Take cotton balls, dip them in different colours, and draw a rainbow. For reference check *Picture 7*.
4. **Tear & paste Activity:** Draw an outline of a butterfly, and craft papers of different colours. Now tear these papers, and paste them within the outline. For reference check *Picture 8*
5. **Painting mum's nails:** You can apply nail colour of your choice on mum's hand. Alternatively, you can cut a piece of cardboard as shape of a hand, draw the nails on it, and complete the activity. For reference check *Picture 9*.





Picture: 7



Picture: 8



Picture: 9

PASTE THE PICTURE OF YOUR FAMILY MEMBERS
ON THE FAMILY TREE

MY FAMILY

