



GLOBAL NAV JEEWAN SECONDARY SCHOOL


HAPPY SUMMER HOLIDAY





English

1. Write five pages of writing
2. Paste your own photograph and write what you dream of becoming when you grow (Activity file)
3. Do Have fun and learn -1 pg no. 101 of English grammar book in holiday homework notebook.
4. English Conversation: learn english sentences given below.
5. Learn Eng (R): L-1 and Eng(G): L- 1,2,3 for U.T.



English

WORK SHEET

Alphabetical Order

Drag the words to arrange them in alphabetical order.

A B C D E F G H I J K L M N O P Q R S T U V W X Y Z

1.	elephant 
2.	flower 
3.	house 
4.	car 
5.	ice cream 
6.	donut 
7.	alligator 
8.	jellyfish 
9.	grapes 
10.	butterfly 

Write the following words in ABC order on the lines.

11. sugar pepper cinnamon salt _____

12. green blue gold orange _____

13. drum doll paper yoyo _____

English

WORK SHEET

Writing Question Words

Kindergarten Vocabulary Worksheet

Read the question words. Write the question words to complete each question.

where	why	how	who
-------	-----	-----	-----

.....

are you crying?

.....

broke the toy?



.....

do you feel today?

.....

are you going?

English

WORK SHEET

Name: _____

Date: _____



Question Marks




Write a question mark or full stop at the end of each sentence.

1. Are you coming to the movies ____
2. Sally's brother is so kind ____
3. Is your new teacher friendly ____
4. The birds flew high over their nest ____
5. Which team do you support ____
6. Why haven't you finished your homework ____
7. Where were you today ____
8. I love reading books more than anything ____
9. Is she coming with us to school ____

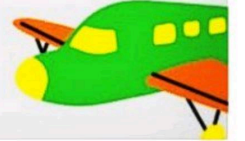
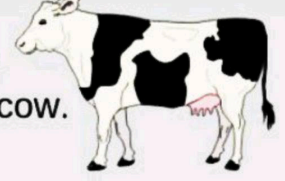
English

CONVERSATION

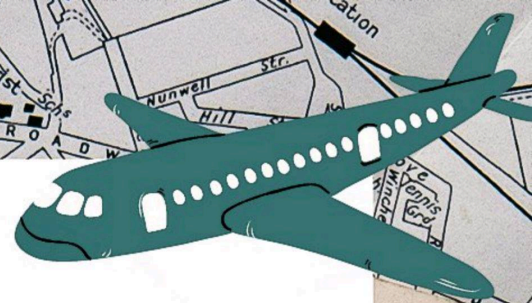


1. यह एक घड़ी है।
2. वह एक काली गाय है।
3. यह एक पतंग है।
4. वह एक मेज है।
5. यह एक जानवर है।
6. वह खुश है।
7. वह खुश है।
8. मैं एक अध्यापक हूँ।
9. राजू अमीर है।
10. वह ईमानदार है।
11. मेरे पास एक गाय है।
12. उसके पास एक घड़ी है।
13. राजू के पास दो बकरियाँ हैं।
14. श्याम के पास एक मुर्गा है।

1. This is a watch.
2. She is a black cow.
3. It is a kite.
4. That's a table.
5. It's an animal.
6. He is happy.
7. He is happy.
8. I am a teacher.
9. Raju is rich.
10. He is honest.
11. I have a cow.
12. He has a watch.
13. Raju has two goats.
14. Shyam has a cock.



- 1) I'm eating food. - मैं खाना खा रहा हूँ
- 2) Give me a break. - मुझे राहत दो
- 3) You're gorgeous. - तुम बहुत खूबसूरत हो
- 4) Can I come tomorrow? - क्या मैं कल आ सकता हूँ?
- 5) He is a couch potato. - वह बिना काम के बैठने वाला है।
- 6) Zip your lips. - अपने होंठ बंद करो।
- 7) That's outstanding. - यह शानदार है।
- 8) That's a great deal. - यह एक बड़ा सौदा है।
- 9) I don't know. - मुझे नहीं पता।
- 10) You are so lazy. - आप कितने आलसी हो।



Science

a) Model on lungs

b) Chart b Living and non-living things


C) Learn 1-1,2 for D.T

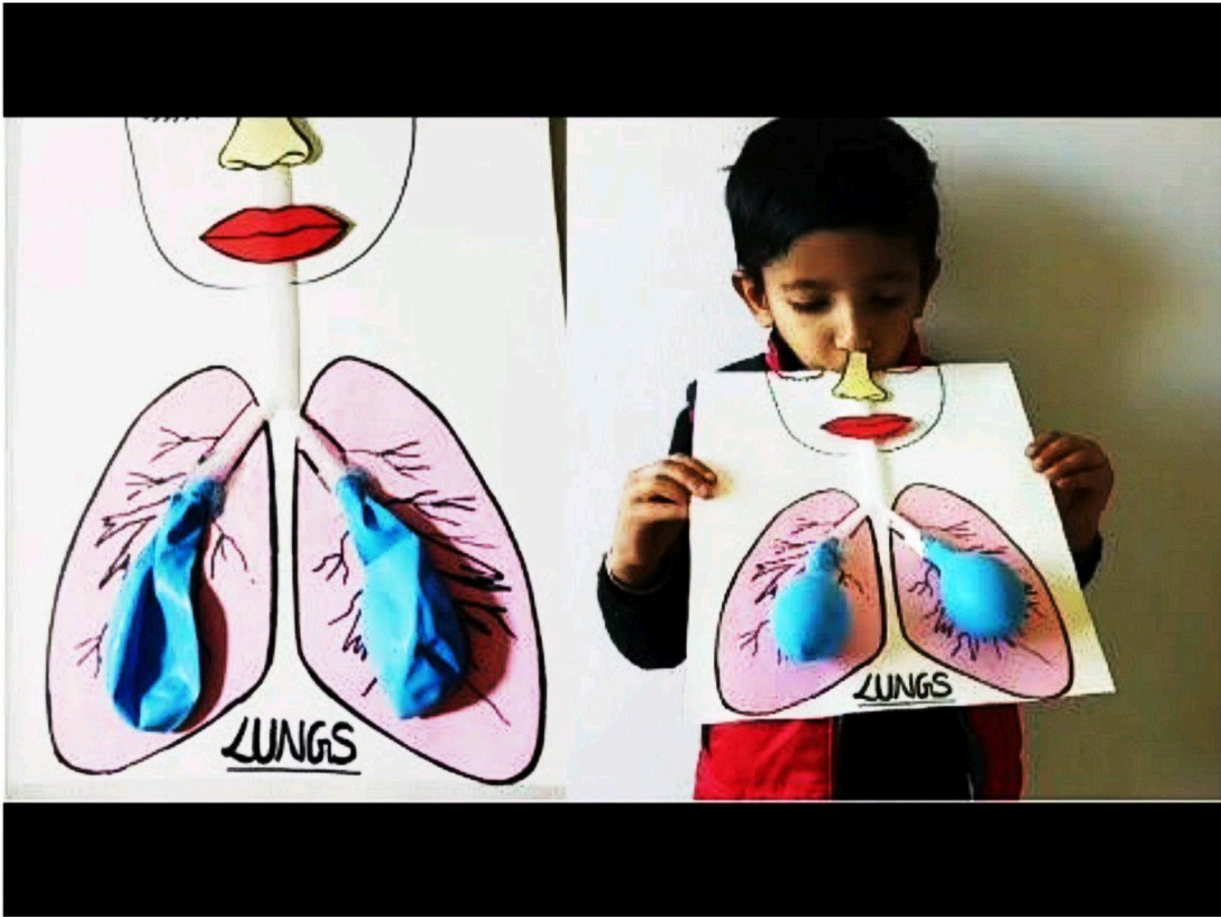
Social science

(a) Do pg no.4 picture study in Activity file , paste picture also


(b) Make and list of your family members and write down their occupation

(C) Learn L-1 for U.T





lungs model



Living and non living things chart

science

WORKSHEET

My Body

Choose the correct answer and write in the blanks.

tongue, skin, neck, fingers, eyes, nose, foot, nails

1. _____ is the sense organ that helps us to smell.
2. We see with our _____.
3. The sense organs that helps us to taste is _____.
4. We have _____ on tips of our fingers.
5. I eat my food using _____.
6. I kick a ball using my _____.
7. Our head rests on our _____.
8. We feel with our _____.

Science

WORKSHEET



www.kindergartenworksheets.net

Living & Nonliving Things


Name _____

Cut out the images. Paste them inside the correct boxes.

Living

Nonliving

Copyright © 2020 KindergartenWorksheets.net
All Rights Reserved



Science

WORKSHEET

THE HUMAN BODY

1. Watch the video "[BBC Learning - Major Organs of the Human Body](#)" and complete the next sentences.

stomach	brain	kidneys	skin	heart	liver	lungs
---------	-------	---------	------	-------	-------	-------

- a) Your _____ does all your **thinking** and tells the other part of your body **what to do**.
- b) Your _____ **pumps blood** around your body.
- c) Your _____ **bring air** in and out of your body.
- d) Your _____ **digests** your food breaking it down.
- e) Your _____ **cleans** your blood.
- f) Your _____ **filter** the blood.
- g) Your _____ **holds** everything together in a protective waterproof layer.

Social Science

WORK SHEET

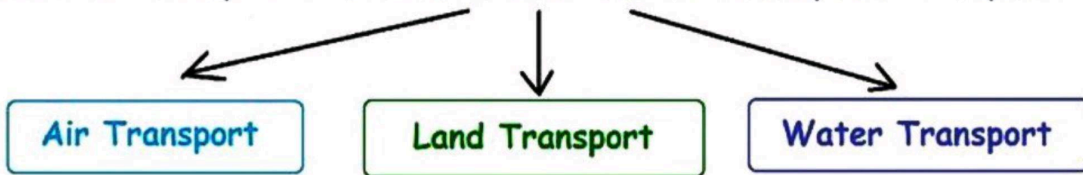
Name : _____

Class: _____ Date : _____

My Little
J&J's classroom

Mode of Transport

Mode of Transport is a term used to define the ways of transportation.



Read the vehicles name and write down in the correct box.

Rocket Bus Ship Train Helicopter

Boat Truck Car Aeroplane Yatch

Air Transport

Land Transport

Water Transport

Social Science

WORKSHEET

ONLINE
WORKSHEETS-KIDS
.COM

Transportation

Q: Fill in the blanks by using the correct word from the word bank:

train , ambulance , motorbike , bus , bicycle , aeroplane

1. She is going to the London by _____.



2. Johnny rides his _____ to school.



3. The _____ carries sick people to the hospital.



4. My brother likes to ride his _____ on weekends.



5. We go to school by _____ every morning.



We are going to Hyderabad by _____.






Maths:

1. Learn and write tables from 2 to 15 in holiday home work notebook.
2. Do mental maths (pg no. 152) Exercise-1 in holiday home work copy

Drawing

Make Windmill with
glace paper



Maths

WORK SHEET

Grade

Long number names

1. Write in numerals.

- a. Ten thousand five hundred sixty seven
- b. Fifty five thousand seven hundred fifty five
- c. Twenty two thousand three hundred seventy one
- d. Seventy two thousand six hundred ninety nine
- e. Ninety two thousand eight hundred fifty nine
- f. Sixty seven thousand six hundred sixty eight

2. Write in words.

- a. 98732
- b. 58632
- c. IIII2
- d. 33333
- e. 66666
- f. 67675

3. Fill in the blanks with $<$, $>$ or $=$.

- a. 52375 43927
- b. 67895 65398
- c. 3333 3333
- d. 23385 25682
- e. 45982 48792
- f. IIIII IIIII



Date :.....

Teacher's Signature :.....

Maths

WORK SHEET

$$\begin{array}{r} 9080 \\ - 4789 \\ \hline \end{array}$$

$$\begin{array}{r} 9070 \\ - 4469 \\ \hline \end{array}$$

$$\begin{array}{r} 9060 \\ - 3569 \\ \hline \end{array}$$

$$\begin{array}{r} 9080 \\ - 2978 \\ \hline \end{array}$$

$$\begin{array}{r} 9050 \\ - 1388 \\ \hline \end{array}$$

$$\begin{array}{r} 9040 \\ - 4779 \\ \hline \end{array}$$

$$\begin{array}{r} 9060 \\ - 5898 \\ \hline \end{array}$$

$$\begin{array}{r} 9080 \\ - 4556 \\ \hline \end{array}$$

$$\begin{array}{r} 9040 \\ - 3588 \\ \hline \end{array}$$

$$\begin{array}{r} 9060 \\ - 2978 \\ \hline \end{array}$$

$$\begin{array}{r} 9070 \\ - 1776 \\ \hline \end{array}$$

$$\begin{array}{r} 9060 \\ - 2964 \\ \hline \end{array}$$

$$\begin{array}{r} 9090 \\ - 3743 \\ \hline \end{array}$$

$$\begin{array}{r} 9060 \\ - 4279 \\ \hline \end{array}$$

$$\begin{array}{r} 9090 \\ - 5968 \\ \hline \end{array}$$

Maths

WORK SHEET

Write down these numbers in expanded form.

1) 5724 = 5 thousands + 7 hundreds + 2 tens + 4 ones

2) 2361 =

3) 4908 =

4) 1076 =

5) 4285 =

6) 723 =

7) 3294 =

8) 8043 =

9) 7612 =

10) 4209 =

11) 837 =

12) 6258 =

13) 9086 =

14) 5706 =

15) 2147 =

16) 1219 =

17) 9283 =

18) 479 =

19) 2561 =

20) 4802 =

Maths

WORK SHEET

ADDITION WORKSHEETS FOR GRADE 3

Find the sums

1

$$\begin{array}{r} 4524 \\ 6647 \\ + 8997 \\ \hline \\ \hline \end{array}$$

2

$$\begin{array}{r} 4533 \\ 5690 \\ + 2678 \\ \hline \\ \hline \end{array}$$

3

$$\begin{array}{r} 3490 \\ 7788 \\ + 6795 \\ \hline \\ \hline \end{array}$$

4

$$\begin{array}{r} 4564 \\ 2334 \\ + 3455 \\ \hline \\ \hline \end{array}$$

5

$$\begin{array}{r} 5633 \\ 8900 \\ + 5677 \\ \hline \\ \hline \end{array}$$

6

$$\begin{array}{r} 6577 \\ 7788 \\ + 9900 \\ \hline \\ \hline \end{array}$$

7

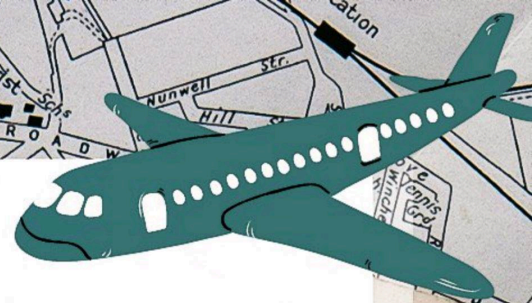
$$\begin{array}{r} 1123 \\ 3445 \\ + 5432 \\ \hline \\ \hline \end{array}$$

8

$$\begin{array}{r} 5643 \\ 7864 \\ + 3488 \\ \hline \\ \hline \end{array}$$

9

$$\begin{array}{r} 6544 \\ 3556 \\ + 2754 \\ \hline \\ \hline \end{array}$$



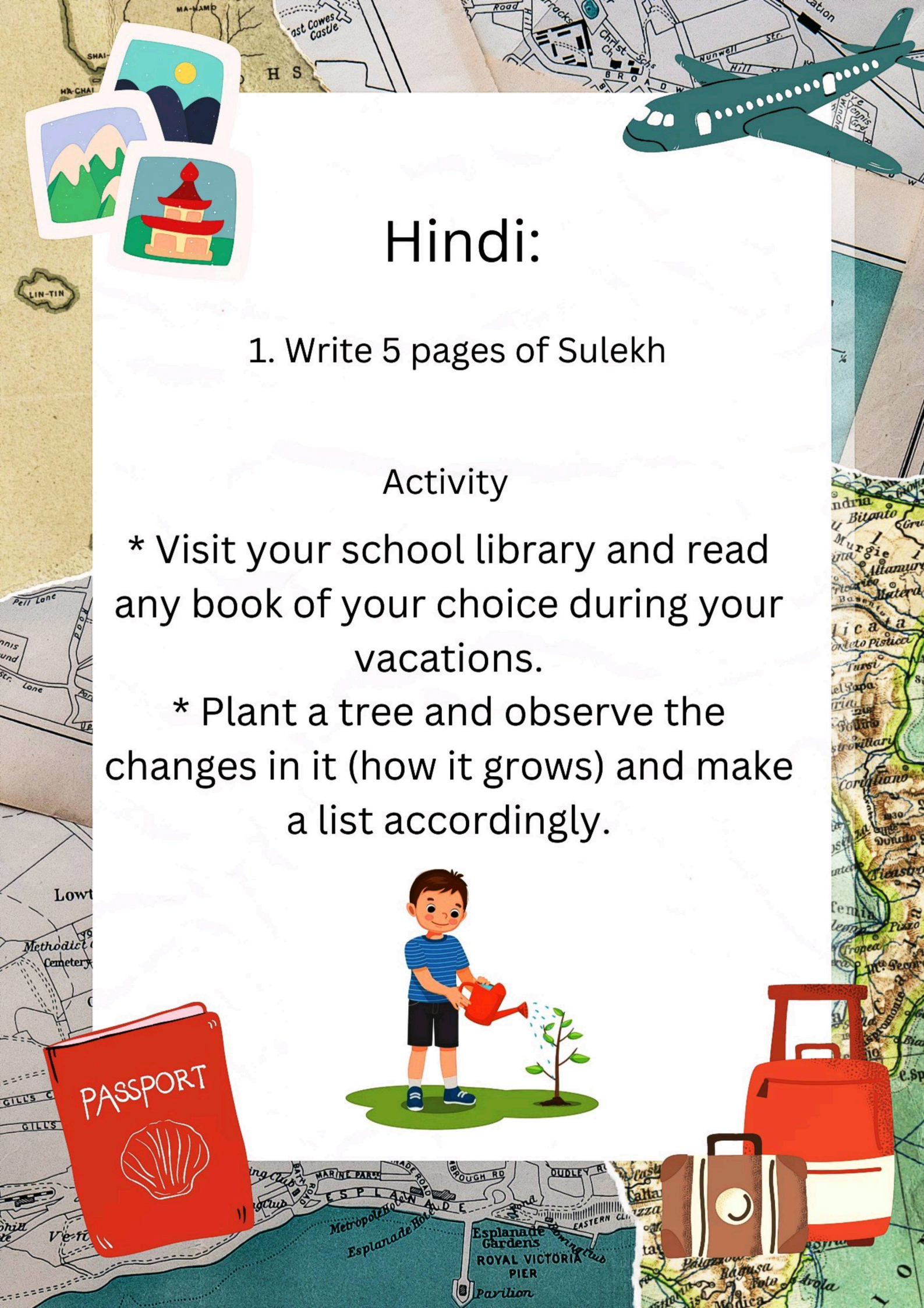

Hindi:

1. Write 5 pages of Sulekh

Activity

* Visit your school library and read any book of your choice during your vacations.

* Plant a tree and observe the changes in it (how it grows) and make a list accordingly.




Hindi

WORK SHEET

मात्राएँ - मात्रा लगाओ

निम्न वर्णों पर उचित स्थान पर अं/ँ की मात्रा लगाओ -

- | | | | | | |
|---------|---|-------|--------|---|-------|
| 1. फूक | - | _____ | 6. आचल | - | _____ |
| 2. झाकी | - | _____ | 7. इजन | - | _____ |
| 3. टाग | - | _____ | 8. झझट | - | _____ |
| 4. सतरा | - | _____ | 9. आधी | - | _____ |
| 5. मूछ | - | _____ | 10. दग | - | _____ |



निम्न शब्दों को शुद्ध करो -

- | | | | | | |
|------------|---|-------|-----------|---|-------|
| 1. गन्ना | - | _____ | 6. धनि | - | _____ |
| 2. श्रीमति | - | _____ | 7. चुहा | - | _____ |
| 3. तुमहारी | - | _____ | 8. सून्दर | - | _____ |
| 4. अकाष | - | _____ | 9. पती | - | _____ |
| 5. लीखाई | - | _____ | 10. पत्नि | - | _____ |



Hindi

WORK SHEET

मौखिक

1. वर्ण कितने प्रकार के होते हैं?
2. संयुक्त व्यंजन किसे कहते हैं?

लिखित

1. सही उत्तर के सामने (✓) का चिह्न लगाइए—

(क) वर्ण के भेद होते हैं—

1. एक 2. दो 3. तीन

(ख) 'ध्वनि' भाषा का साधन है—

1. मौखिक साधन 2. लिखित साधन

(ग) वर्णों का क्रमबद्ध समूह कहलाता है—

1. वर्णमाला 2. लिपि

2. निम्नलिखित प्रश्नों के उत्तर दीजिए—

(क) वर्ण किसे कहते हैं?

.....

(ख) स्वर किसे कहते हैं? ये संख्या में कितने हैं?

.....

.....

(ग) व्यंजन किसे कहते हैं? हिंदी में कितने व्यंजन हैं?

.....

.....

Hindi

WORK SHEET

Class : _____

Date : _____

पर्यायवाची शब्द

प्र01. नीचे लिखे शब्दों में से सही पर्यायवाची शब्दों पर गोला लगाइए :-

क) तालाब - सरोवर ताल सरिता

ख) पेड़ - जंगल तरु वृक्ष

ग) समीप - दूर पास निकट

घ) मित्र - दोस्त परिवार सखा

ङ) चाँद - इंदु प्रातः शशि


च) माँ - जननी माता पिता

छ) नभ - धरती गगन आसमान

ज) पर्यत - पहाड़ पत्थर गिरि

ट) धरा - नभ भू धरती





Computer

MS-WORD

Microsoft Word is a word processor developed by Microsoft. It was first released in 1983 under the name Multi-Tool Word for Xenix systems. MS Word is a popular word-processing program used primarily for creating documents such as letters, brochures, learning activities, tests, quizzes and students' homework assignments. There are many simple but useful features available in Microsoft Word to make it easier for study and work. That's why so many people would prefer to convert the read-only PDF to editable Word and edit PDF in Word.

PRACTICAL-1

Type the paragraph above as it is using "Calibri font", font size 12.

Change the font type to "Lucida Calligraphy" and size to 14

Alignment to your paragraph to right margin.

Save this file as ms-word.doc in "my documents" folder using save as option.

Edit some part of your document and save again using save option.

Close the file.

Open this file again using open option from office button.

View the file you have created using print preview option.

Take a print out of this document through print option.

Create a new file using new option.

Select some part of your document of PRACTICAL-1 and copy it to new file created in bullet 1. Use shortcut keys for copy and paste.

Highlight "Microsoft Word is a word processor developed by Microsoft."

Search for word "document" using find option.

Replace the word "Microsoft" with "MS".

PRACTICAL-2

Select your document by using select all option and change the font size of your document.

Underline the "Microsoft word" using underline option.


Draw a line through the middle of the selected text using strikethrough option.

Create small number below the text baseline of the word "Multi-Tool" using subscript (ctrl+) as shown below

Multi-Tool,

Multi-Tool

Create small number above the text baseline using superscript (ctrl+shift++) as shown below.



G.k

WORK SHEET

Tick (✓) the correct national symbols of India :



Hammer



Lion Capital



Sickle

1. Our national emblem is



Tricolour



Star and Crescent



Union Jack

2. Our national flag is



Daisy



Lotus



Rose

3. Our national flower is



Tiger



Deer



Lion

4. Our national animal is



Parrot



Owl



Peacock

5. Our national bird is

G.R

WORKSHEET

How much do you know about your motherland. Test yourself :

1. When did our country become a republic ?
(a) 1947 (b) 1950 (c) 1965
 2. Who composed our national anthem ?
(a) Mahatma Gandhi (b) B. R. Ambedkar (c) R. N. Tagore
 3. What is the playing time of our national anthem ?
(a) 1 minute (b) 52 seconds (c) 40 seconds
 4. How many spokes are there in the chakra of our national flag ?
(a) 24 (b) 36 (c) 48
 5. Which colour in the national flag stands for courage and sacrifice ?
(a) green (b) saffron (c) white
 6. How many lions are there in our national emblem ?
(a) three (b) four (c) five
 7. How many states are there in India ?
(a) 20 (b) 28 (c) 32
 8. Who was the first President of our country ?
(a) Zail Singh (b) Zakir Hussain (c) Rajendra Prasad
 9. When do you celebrate Independence Day ?
(a) 15th June (b) 15th July (c) 15th August
 10. Which country does not share its border with India ?
(a) Pakistan (b) China (c) Russia
-