

GLOBAL NAV JEEWAN  
SR. SEC. SCHOOL

SUMMER  
VACATION

HOLIDAY HOMEWORK

2026

CLASS: 4<sup>th</sup>

This is your time  
to relax, recharge  
and rise stronger.  
Make every day  
count and every  
effort matter!

Believe in yourself, stay focused,  
and make this summer your best chapter yet!

EXPLORE  
LEARN  
GROW  
ACHIEVE

Learn  
Imagine  
Create  
Inspire





# GLOBAL NAV JEEWAN SR. SEC. SCHOOL

## HINDI

### ग्रीष्मावकाश कार्य

➤ नीचे दिये गए कार्य को सुंदर व स्पष्ट लिखावट में करें।

1. अपनी पाठ्यपुस्तक हमारी हिंदी से 10 सुलेख करे (assignment notebook)

2. आप आपने देश के गाँव को किस तरह का देखना चाहते हैं वहां क्या-क्या सुविधाये होनी चाहिए, को ध्यान में रखकर "मेरे सपनों का गांव" विषय पर अनुच्छेद लिखो (assignment notebook)

3. अपने विद्यालय के पुस्तकालय से कहानियों की पुस्तक लाकर पढ़े व अपनी मनपसंद एक कहानी को लिखें (assignment notebook)

4. हर देश की अलग मुद्रा और भाषा होती है। किन्हीं पाँच देशों की मुद्राओं और भाषाओं के नाम इंटरनेट की सहायता से खोजकर लिखिए - (Project File)

5. वीरता के लिए प्रतिवर्ष कितने बहादुर बच्चों के नामों की घोषणा की जाती है। इस बार 26 जनवरी को जिन बहादुर बच्चों को पुरस्कार दिया गया, उनके नाम व चित्र इंटरनेट से पता लगाकर उनकी सूची बनाओ। (A4 sheet)

6. कक्षा में करवाया गया कार्य याद करें (यूनिट टैस्ट के लिए)

7. प्रतिदिन हिंदी समाचार पत्र पढ़ें।

चित्रों को देखकर उनके उचित पर्यायवाची शब्द खाली स्थान में लिखिए।

दीपक, बारिश, माँ, फूल, धरती,  
भूमि, बरसात, दिया, पुष्प, वर्षा,  
सुमन, माता, दीप, जननी, धरा

चित्र	शब्द	पर्यायवाची शब्द 1	पर्यायवाची शब्द 2
			
			
			
			
			

नाम: \_\_\_\_\_

# चित्र वर्णन

तिथि: \_\_\_\_\_

कक्षा: \_\_\_\_\_

(चित्र देखकर 6-8 वाक्य लिखिए)

नीचे दिए गए चित्र को ध्यानपूर्वक देखिए और उसके बारे में लिखिए-



---

---

---

---

---

---

---

---

---

---

# हिंदी कार्यपत्रिका

## अपठित गद्यांश



नाम: \_\_\_\_\_

कक्षा: \_\_\_\_\_

तिथि: \_\_\_\_\_

नीचे दिए गए गद्यांश को ध्यानपूर्वक पढ़िए और प्रश्नों के उत्तर दीजिए।

गर्मी की छुट्टियों में रीमा अपने गाँव गई। गाँव का वातावरण बहुत शांत और सुंदर था। सुबह-सुबह पक्षियों की मधुर आवाज़ सुनाई देती थी। रीमा अपनी दादी के साथ खेतों में घूमने जाती थी। वहाँ उसने किसानों को मेहनत करते देखा। दादी ने उसे बताया कि किसान दिन-रात मेहनत करके हमारे लिए अनाज उगाते हैं। रीमा ने गाँव में पेड़-पौधों और पशुओं की देखभाल करना भी सीखा। छुट्टियाँ समाप्त होने पर रीमा बहुत खुश थी क्योंकि उसने नई बातें सीखीं और प्रकृति के करीब समय बिताया।



1. रीमा गर्मी की छुट्टियों में कहाँ गई थी?

---



---

2. गाँव का वातावरण कैसा था?

---



---

3. रीमा अपनी दादी के साथ कहाँ जाती थी?

---



---

4. दादी ने किसानों के बारे में क्या बताया?

---



---



---

5. रीमा ने गाँव में क्या-क्या सीखा?

---



---



---

### शब्दार्थ



शब्द	अर्थ
वातावरण	आसपास का माहौल
मधुर	मीठी
प्रकृति	प्राकृतिक वातावरण



**SCIENCE**

1. Draw a futuristic solution for 2030. (On a A3 size sheet) Ideas you would like to use:

- 1.A talking recycling bin that glows green for correct trash
- 2.A backpack garden that grows veggies with little water
- 3.A flower that changes color when air is clean vs. dirty
- 4.Solar benches that charge phones in parks

2. Make a food platter with your mom 's favorite food items. Serve her and click a photograph and paste it in your activity file.

3. Make a chart types of teeth (roll number 1 to 5)

4. Make a balanced diet chart on A three-size sheet (roll number 6 to 10)

Visit some houses in your neighborhood and asked them what materials they used to clean their teeth, for example, toothpaste, toothbrush, tooth powder, Manjan, etc.

Make a list with the neighbor's name, material used and their benefits

Take photograph of each family with tooth cleaner and paste them in activity file

Prepare a chart on parts of tooth on A-3 size sheet, (pg. no -24). (Roll no 11-16)

Make a chart human excretory system (pg. - 35) (Roll no 17 to 22)

Make a tooth model using modelling clay (Roll no 23 to 28)

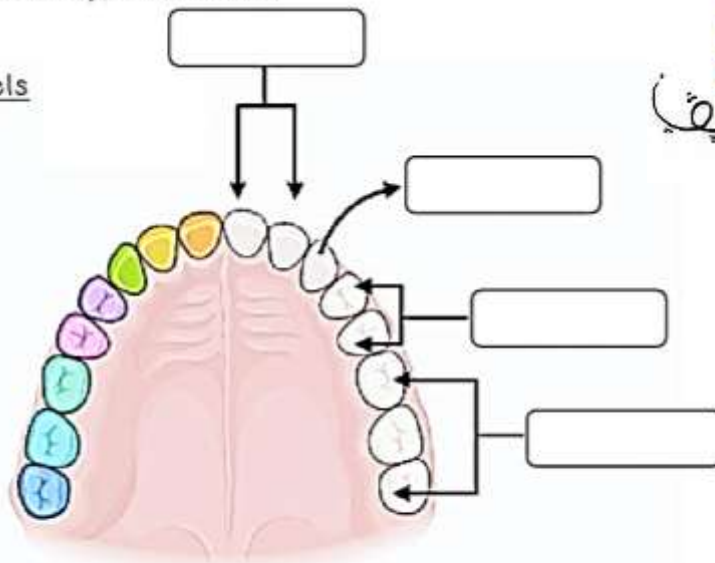
Do Activity: - To show the importance of cleaning teeth in activity file.

**TEETH WORKSHEET**





1. Label the different types of teeth.

Drag the labels

- premolar
- canine
- molars
- incisors



2. Drag the types of teeth to their correct names and match their functions.

teeth	
	incisors
	canines
	premolars
	molars

function
• They have a flat surface to hold and crush food.
• They are found in the very back used to chew and grind food.
• They are used to cut and bite food.
• They are usually sharp to rip and tear food.

# BALANCED DIET

1. Define what is meant by a balanced diet?

.....  
.....

2. Which group of food should be eaten the LEAST? Why?

Group: .....


Reason: .....

3. Which group of food should be eaten the MOST? Why?

Group: .....

Reason: .....

4. Put the correct foods into the correct level in the food pyramid.



ENGLISH

- Watch "Nausicaä of the valley of the wind" then print out your favorite scenes from the movie and write what you liked about it and the consequences of war.
- Read newspaper daily and paste 5 days headlines of news related to education in your project file.
- Do 10 handwritings in assignment notebook
- Draw a train on A-3 size sheet with five compartments. Each compartment should have one different type of sentence.
- Visit your school library and read any one storybook of your choice.
- Draw the main character from the storybook.
- use an A3 size sheet (white)
- Colour neatly and make it attractive
- Write the book name and author name.
- Complete the worksheets



**WORKSHEET 1**  
Let's Learn Together!

Name: \_\_\_\_\_ Date: \_\_\_\_\_

**A. ALPHABETICAL ORDER**

Arrange the words in alphabetical order.

1. dog, cat, elephant, bird \_\_\_\_\_
2. mango, apple, banana, cherry \_\_\_\_\_
3. table, chair, bed, sofa \_\_\_\_\_
4. red, green, blue, yellow \_\_\_\_\_
5. pencil, pen, eraser, sharpener \_\_\_\_\_

**B. SENTENCE OR NOT?**

Tick (✓) the correct sentences.

1. The sun is bright.	<input type="checkbox"/>	4. What a lovely day!	<input type="checkbox"/>
2. is this your book	<input type="checkbox"/>	5. open the window	<input type="checkbox"/>
3. We are going to school.	<input type="checkbox"/>	6. She likes ice cream.	<input type="checkbox"/>

### C. COMPLETE SENTENCE OR PART OF SENTENCE?

Write 'Sentence' if it is a complete sentence.

Write 'Part of sentence' if it is not a complete sentence.

1. The children are playing in the park.
2. Under the big tree
3. My brother is very kind.
4. Quickly and quietly
5. The bird is singing.
6. In the morning

---

---

---

---

---

---



### D. SUBJECT AND PREDICATE

Circle the subject and underline the predicate.

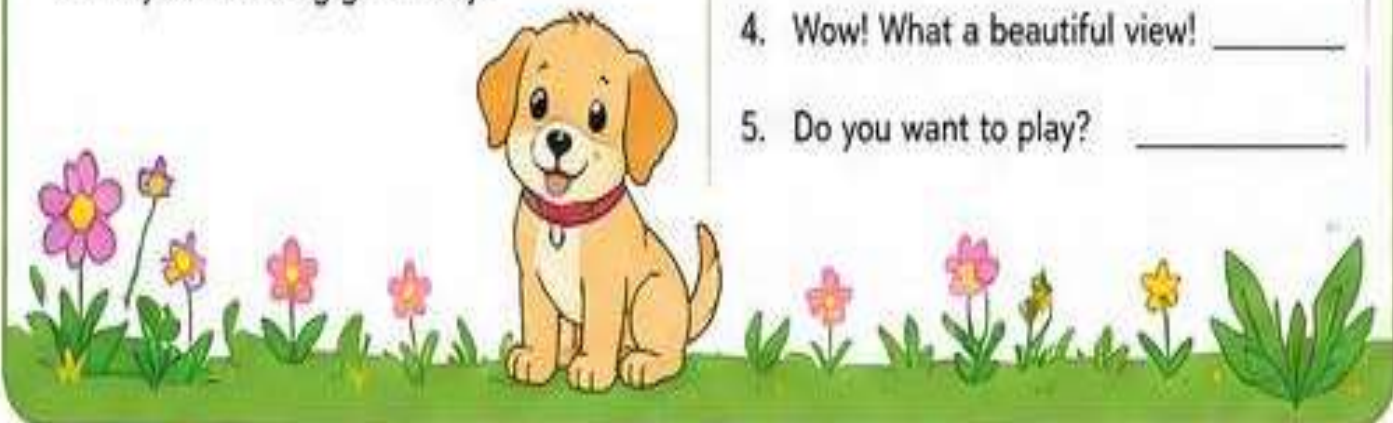
1. The dog barked loudly.
2. My mother cooks delicious food.
3. The students are reading books.
4. Birds are flying in the sky.
5. Riya is dancing gracefully.

### E. KINDS OF SENTENCES

Write the kind of sentence.

(Assertive / Interrogative /  
Imperative / Exclamatory)

1. What is your name? \_\_\_\_\_
2. Please bring me a glass of water. \_\_\_\_\_
3. I love my country. \_\_\_\_\_
4. Wow! What a beautiful view! \_\_\_\_\_
5. Do you want to play? \_\_\_\_\_



# WORKSHEET 2

Reach for the Stars!



Name: \_\_\_\_\_

Date: \_\_\_\_\_

## A. ALPHABETICAL ORDER

Arrange the words in alphabetical order.

1. zebra, yak, xylophone, watch
2. grapes, guava, goose, game
3. teacher, table, textbook, ten
4. car, bus, bicycle, aeroplane
5. smile, small, smart, sweet

\_\_\_\_\_

\_\_\_\_\_

\_\_\_\_\_

\_\_\_\_\_

\_\_\_\_\_



## B. SENTENCE OR NOT?

Tick (✓) the correct sentences.

- |                          |                          |                               |                          |
|--------------------------|--------------------------|-------------------------------|--------------------------|
| 1. The baby is sleeping. | <input type="checkbox"/> | 4. What a wonderful day!      | <input type="checkbox"/> |
| 2. are you coming        | <input type="checkbox"/> | 5. They are playing football. | <input type="checkbox"/> |
| 3. Open your book.       | <input type="checkbox"/> | 6. let us go outside          | <input type="checkbox"/> |



## C. COMPLETE SENTENCE OR PART OF SENTENCE?

Write 'Sentence' if it is a complete sentence.

Write 'Part of sentence' if it is not a complete sentence.

1. The stars shine at night.
2. In the dark sky
3. My father is a doctor.
4. Very bright and beautiful
5. The astronaut is in space.
6. Behind the clouds

\_\_\_\_\_

\_\_\_\_\_

\_\_\_\_\_

\_\_\_\_\_

\_\_\_\_\_



## D. SUBJECT AND PREDICATE

Circle the subject and underline the predicate.

1. The moon shines brightly.
2. My sister is drawing a picture.
3. The children are laughing.
4. The rocket flies high.
5. I read an interesting book.

## E. KINDS OF SENTENCES

Write the kind of sentence.

(Assertive / Interrogative / Imperative / Exclamatory)

1. How are you today? \_\_\_\_\_
2. Please be quiet in class. \_\_\_\_\_
3. I loe Earth is our home. \_\_\_\_\_
4. Hurrah! We won the match! \_\_\_\_\_
5. Where is your school? \_\_\_\_\_



# WORKSHEET 3

Dive into Learning!



Name: \_\_\_\_\_ Date: \_\_\_\_\_

## A. ALPHABETICAL ORDER

Arrange the words in alphabetical order.

1. parrot, peacock, pigeon, sparrow \_\_\_\_\_
2. balloon, ball, bat, bottle \_\_\_\_\_
3. jacket, shirt, sweater, shoes \_\_\_\_\_
4. winter, summer, monsoon, spring \_\_\_\_\_
5. cake, cookie, candy, chocolate \_\_\_\_\_



## B. SENTENCE OR NOT?

Tick (✓) the correct sentences.

- |                          |                          |                          |                          |
|--------------------------|--------------------------|--------------------------|--------------------------|
| 1. The fish is swimming. | <input type="checkbox"/> | 4. what a beautiful fish | <input type="checkbox"/> |
| 2. swimming in the water | <input type="checkbox"/> | 5. She can dance well.   | <input type="checkbox"/> |
| 3. I have a new bag.     | <input type="checkbox"/> | 6. please help me        | <input type="checkbox"/> |

## C. COMPLETE SENTENCE OR PART OF SENTENCE?

Write 'Sentence' if it is a complete sentence.  
Write 'Part of sentence' if it is not a complete sentence.

1. The dolphins are very friendly. \_\_\_\_\_
2. In the blue sea \_\_\_\_\_
3. My cousin lives in Delhi. \_\_\_\_\_
4. Under the water \_\_\_\_\_
5. The coral reefs are colorful. \_\_\_\_\_
6. Beautiful and bright \_\_\_\_\_



## D. SUBJECT AND PREDICATE

Circle the subject and underline the predicate.

1. The fish swam quickly.
2. My father drives a car.
3. The teacher explained the lesson.
4. The kids are enjoying the ride.
5. Aisha is singing a song.

## E. KINDS OF SENTENCES

Write the kind of sentence.  
(Assertive / Interrogative / Imperative / Exclamatory)

1. Can you swim? \_\_\_\_\_
2. Don't touch the shells. \_\_\_\_\_
3. I love the ocean. \_\_\_\_\_
4. Wow! Look at the turtle! \_\_\_\_\_
5. Will you come with me? \_\_\_\_\_





GLOBAL NAV JEEWAN SR. SEC. SCHOOL


MATHS

Complete all work in neat and clean handwriting

 Do all work in the assignment notebook file only

 Complete all worksheet carefully


 Do all activities creatively


 Arrange all the subject worksheets in one folder.

1) Learn table 2 to 20

2) Do chapter 1, page 22 and chapter 2, page 41, review exercise in your assignment notebook

3) Activity (Do any two) on A4 size sheet

 Draw a clock with Roman numerals instead of numbers,

 Draw a calendar of June month with Roman numbers instead of number

 Draw snake and ladder game with Roman numerals instead of numbers

4) Learn and write geometrical concepts

Point, line ray, line segment

5) Solve worksheet -1 Addition and Subtraction worksheet -2 numbers and numeration

6) Revise chapter 1, and chapter-2

Name: \_\_\_\_\_ Class: \_\_\_\_\_ Date: \_\_\_\_\_




# MATHS WORKSHEET



## TOPIC: NUMBERS & PLACE VALUE

Look at the given numbers.



1 (a) Which is the smallest number?

\_\_\_\_\_

(b) Write this number in words.

\_\_\_\_\_  
\_\_\_\_\_



2 (a) Which is the greatest number? \_\_\_\_\_

(b) Write this number in expanded form. \_\_\_\_\_

3 Order these numbers from greatest to least.

>  >  >



4 Which number has a 5 in the tens place? \_\_\_\_\_

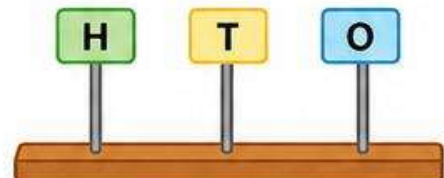
5 (a) Find the product of the place value of 9 in 792 and the face value of 4 in 406. \_\_\_\_\_

(b) Write the successor of this product. \_\_\_\_\_



6 (a) Write the greatest 3-digit number using the digits of 792. \_\_\_\_\_

(b) Show the number formed in (a) on an abacus.



GLOBAL NAV JEEWAN SR. SEC. SCHOOL

Addition, Subtraction, Multiplication and Division

$\begin{array}{r} 363 \\ + 125 \\ \hline \end{array}$	$\begin{array}{r} 273 \\ + 351 \\ \hline \end{array}$	$\begin{array}{r} 958 \\ + 345 \\ \hline \end{array}$	$\begin{array}{r} 428 \\ + 239 \\ \hline \end{array}$
$\begin{array}{r} 562 \\ - 280 \\ \hline \end{array}$	$\begin{array}{r} 623 \\ - 245 \\ \hline \end{array}$	$\begin{array}{r} 125 \\ - 109 \\ \hline \end{array}$	$\begin{array}{r} 625 \\ - 538 \\ \hline \end{array}$
$\begin{array}{r} 523 \\ \times 45 \\ \hline \end{array}$	$\begin{array}{r} 720 \\ \times 19 \\ \hline \end{array}$	$\begin{array}{r} 753 \\ \times 13 \\ \hline \end{array}$	$\begin{array}{r} 580 \\ \times 18 \\ \hline \end{array}$
$9 \overline{)183}$	$6 \overline{)960}$	$10 \overline{)158}$	$11 \overline{)165}$

**SOCIAL STUDIES**

- Learn and write define of chapter 1,2,4,5 in your assignment notebook
- Make a list of responsibilities of a good citizen on A-4 size sheet
- Activity: -Clay modelling according to your roll no
- Jewelry making /ornaments (Roll no. 1-6)
- Pottery (Roll no 7-12)
- Coins. (Roll no. 13-18)
- Weapons /Tools (Roll no. 19-27)
- Worksheet - Write the answers in your worksheet.
- Write about the flag code of India AD 2002 in your project file

GLOBAL NAV JEEWAN SR. SEC. SCHOOL

GLOBAL NAV JEEWAN SR. SEC. SCHOOL

# GLOBAL NAV JEEWAN SR. SEC. SCHOOL

## History

Fill in the blanks:

1. History tells us about the \_\_\_\_\_
2. People who study history are called \_\_\_\_\_
3. The past helps us understand our \_\_\_\_\_

True or False:

1. History is only about kings and queens. \_\_\_\_\_
2. History helps us learn from the past. \_\_\_\_\_

## Sources of History

A	B
Coins	Old money
Monuments	Buildings
Books	Written records

Answer in one word:

1. Name one written source of history: \_\_\_\_\_
2. Name one object used in the past: \_\_\_\_\_

## Rights and Duties

Fill in the blanks:

1. We have the right to \_\_\_\_\_
2. It is our duty to respect our \_\_\_\_\_
3. We should follow the \_\_\_\_\_ of our country

Tick the correct option:

1. Throw garbage on road  Keep surroundings clean
2. Right to education  Right to fight

## Civics

1. What is civics? \_\_\_\_\_
2. Why do we need rules in society? \_\_\_\_\_

## Civic Sense

Write Yes or No:

1. We should help others. \_\_\_\_\_
2. We should spit on roads. \_\_\_\_\_
3. We should stand in a queue. \_\_\_\_\_

Draw and Colour: Draw a picture showing good civic sense.



## Bonus Question

Write one good habit you follow: \_\_\_\_\_





# GLOBAL NAV JEEWAN SR. SEC. SCHOOL

## G.K

➤ Make a chart of current minister of India with their names and pictures

- ★  President of India
- ★  Prime Minister of India
- ★  Home Minister of India
- ★  Education Minister
- ★  Sports Minister
- ★  Foreign Minister
- ★  Defence Minister
- ★  Chief Minister of Delhi
- ★  Governor of Delhi

➤ Activity

- ★  Slogan writing on “peace and war” on A-4 size sheet (Venus)
- ★  Draw a poster on Save water  on A-4 size sheet. (Mars)
- ★  Make a poster with slogan on “Hunger” on A-4 size sheet (Jupiter)

## COMPUTER

★ Activity-1 Take a printout of Windows desktop screen paste and label it on A-4 size sheet

- ★ a) Desktop      b) Taskbar      c) Icons      d) Start Button

★ Activity -2 Type the following sentence in MS Word and apply formatting:

★ “My School is the Best”

★ Make “My School” Bold

★ Make “is the” Italic

★ Underline “Best”

★ Change the colour of the whole sentence. (Send it in your class group with a name.)

★ Activity -3 Create a Simple Circuit using Breadboard

★ A breadboard is a plastic board with tiny holes used to build circuits without soldering.

★ The top and bottom lines (rails) carry + and - power.

★ The middle holes (rows of 5) are connected inside, so parts placed in the same row are linked.

★ The gap in the middle is for chips (ICs).

★ Let us create a simple circuit using a breadboard.

★ Step 1: Connect the positive (+) end of battery to the positive (+) line of the breadboard.

★ Step 2: Connect the negative (-) end of battery to the negative (-) line of the breadboard.

★ Step 3: Place the LED on any two middle holes as shown here.

★ Step 4: Place the resistor on the breadboard so that its one end connects with the Negative (short) leg of the LED and its other end connects with any hole in the Negative line of the breadboard.

★ Step 5: With wire, connect the positive (short) leg of LED with any hole in the positive line of the breadboard as shown here.

**DRAWING**

- Thumb impression (pg-32) in your drawing files
- Make cardboard cat and paste it in drawing file (pg-14)
- Draw vegetable drawing and completed with mosaic pattern with water colours (pg-6) in in your drawing file.
- Nature Collage  
Materials: Leaves, flowers, twigs  
Work: Collect natural items and paste them to make a scene like a garden or forest.
- Handprint Art  
Use your handprint to create animals, trees, or birds.

