

GLOBAL NAV JEEWAN
SR. SEC. SCHOOL

SUMMER VACATION

HOLIDAY HOMEWORK

2026

CLASS : 1st

This is your time
to relax, recharge
and rise stronger.
Make every day
count and every
effort matter!

Believe in yourself, stay focused,
and make this summer your best chapter yet!

EXPLORE
LEARN
GROW
ACHIEVE

Learn
Imagine
Create
Inspire



GLOBAL NAV JEEWAN SR. SEC. SCHOOL

Hello Kids,

It's time for mangoes, watermelons, ice-creams, lemonades, and lots of fun! Summer vacation is a welcome break from fixed schedules, rules and regulations. Visiting Nani house, Dadi house, exploring new places and watching your favorite shows on television. But there is a lot more you can do to make your holidays more interesting and meaningful along with doing your masti. Your teachers have planned some interesting activities for you. So don't sleep till late in the morning. Try getting up early and go for morning walk with your parents, breathe fresh air and avoid playing out in sun.

- Inculcate good manners-4 magic words "Please, Thank you, Excuse me, Sorry -Use them and see the difference.
- Help your mother to keep the house clean. Do small household jobs like dusting, watering the plants, laying dinner table and so on. Keep your room and shelf clean and well organized,
- Practice tying your laces.
- Learn the name, mobile number of your parents and address of your house.
- Be encouraged to take up yoga or any other form of healthy activity during the vacation.
- Try to converse in English with your parents, siblings, friends and relatives, it will improve your proficiency in the language.
- Improve your handwriting by practicing a page of cursive writing daily.
- On 5th June (World Environment Day) take pledge to save environment and plant a tree. Take photos and send it to your class teacher.
- On Father's Day talk to your father about his liking and disliking. Plan a treat/gift for your father and make him feel special.
- 21 June (International Yoga Day) start your day with some yoga. Take photos while doing yoga and send it to your class teacher.

Important Guidelines regarding Holiday Homework: -

- ❖ Make a decorative folder to keep all your holidays home work.
- ❖ Written work of all subjects to be done in 3 in 1 copy.
- ❖ Take printout of worksheets. Complete the worksheets, tie the worksheets and keep it in the folder.

GLOBAL NAV JEEWAN SR. SEC. SCHOOL

ENGLISH

1. Write A-Z capital cursive letter. (3 times)
2. Write a-z small cursive letter. (3 times)
3. Write daily one page writing.
4. Write 5-5 words of each sound. (2 times)
5. Make a chart on good habits with pictures.
6. Write 2-2 words of each vowel with pictures on A-3 size sheet.
7. Do reading practice daily.

HINDI

1. 10 पेज सुलेख लिखिए.
2. सभी मात्राओं के 5-5 शब्द लिखिए.
3. प्रतिदिन पुस्तक पढ़ने का अभ्यास कीजिए.
4. फलों, सब्जियों और रंगों के नाम चित्र सहित A3 शीट पर चिपकाए.
5. 10 विलोम शब्द चित्र सहित A3 शीट पर चिपकाए.

MATHS


1. Write 1-100 straight counting. (3 times)
2. Write 2 to 10 tables. (3 times)
3. Write Back counting 100-1. (2 times)
4. Make shapes with the help of thermocol. (Square, rectangle, circle and triangle).
5. Make beautiful clock on A3 size sheet.

EVS

1. Learn Questions answers and book exercise of chapters 1, 2, and 4.
2. Make a traffic light on A3 size sheet.
3. Learn how to make lemonade with recipe at home and make a video of that.
4. Grow a plant at home. Click pic and send in the group.
5. Go for nature walk daily.
6. Do yoga daily at home and send pic in group.

DRAWING


1. Make wall hanging with paper plate
2. Make Pencil holder with waste material.



PHONICS



Click, listen and write **ee** or **oo**



Short Vowel Sound

Q. Complete the words with correct vowel sounds.

a e i o u

9. p__n.



13. m__t.



10. __nt.



14. p__n.



11. m__g.



15. __nk.



12. __gg.



16. b__g.



GLOBAL NAV JEEWAN SR. SEC. SCHOOL

 Instruction: Draw a line to match each word with its opposite.



hot



sad



open



day



up



closed



happy



empty



full



down



night



cold



GLOBAL NAV JEEWAN SR. SEC. SCHOOL



Name: _____

Rhyming

Directions: Circle the words in each row that have the same short vowel rhyming sound as the word in the box.

cat

sat hat dot bat

lip

tip cup sip rip

tub

rub sub fib cub

pot

not hot rot rat

bed

tin red led fed

Directions: Write the words below that you did not circle in the above rows.

The Apple Tree

This is a beautiful Apple Tree. It is very tall. It is full of red apples. There are 10 apples on the tree. The leaves of the tree are green.




Questions

1. It is a beautiful _____ tree.
2. This _____ is very tall.
3. The colour of the apples is _____.
4. There are _____ apples on the tree.
5. The leaves of the tree are _____.

Let's read and color

1. The sun is yellow.
2. I saw a blue bird in the sky.
3. The grass is green.
4. There is an owl on the fence.
5. The owl is orange and the fence is gray.
6. The flowers are red.








GLOBAL NAV JEEWAN SR. SEC. SCHOOL

HINDI

चित्र पहचानकर फलों के नाम लिखिए ।

(Identify the fruits and write their names)



GLOBAL NAV JEEWAN SR. SEC. SCHOOL

1 **स्वर** – खाली स्थान में सही वर्ण भरो –

— आ, — ई, — ऊ, — ऐ — औ — अं — ।

2 **व्यंजन** – खाली स्थान में चित्र देखकर सही वर्ण भरो



क	—	ग	—	ङ
—	छ	—	झ	ञ
—	ठ	ड	—	ण
त	थ	—	ध	—
प	—	ब	भ	—
य	र	—	—	
श	—	स	—	



निम्नलिखित पुल्लिंग शब्दों के सही स्त्रीलिंग लिखो-



पुल्लिंग (Masculine) स्त्रीलिंग (feminine)



लड़का

बेटा

पिता

दादा

नाना

भाई

चाचा

मामा

आदमी











पति

श्रीमान

बच्चा

GLOBAL NAV JEEWAN SR. SEC. SCHOOL


चित्र गिनो और उनके अनुसार हिंदी के अंक और अंको के नाम लिखो।

चित्र	हिंदी अंक	अंको के नाम











GLOBAL NAV JEEWAN SR. SEC. SCHOOL

Learning Outcomes: छात्र अपनी चिंतन शक्ति का प्रयोग करते हुए रंग का सही नाम चुन सकेंगे।

गुलाबी	भूरा	नारंगी	पीला	काला
बैंगनी	लाल	सफ़ेद	हरा	नीला





मेरा परिचय

- ★ मेरा नाम _____ है।
- 👤 मैं एक _____ हूँ।
- 🎂 मैं _____ साल की हूँ।
- 📖 मैं _____ कक्षा में पढ़ता / पढ़ती हूँ।
- 👨 मेरे पिताजी का नाम _____ है।
- 👩 मेरे माताजी का नाम _____ है।
- 🏠 मैं _____ शहर में रहती हूँ।



GLOBAL NAV JEEWAN SR. SEC. SCHOOL

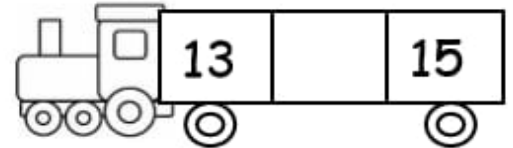
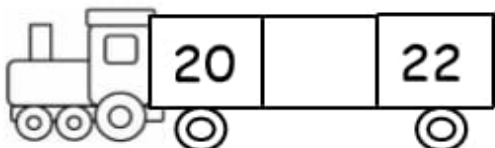
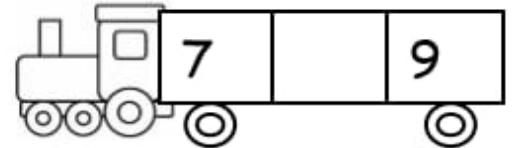
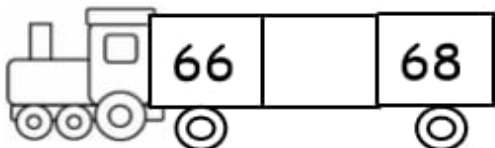
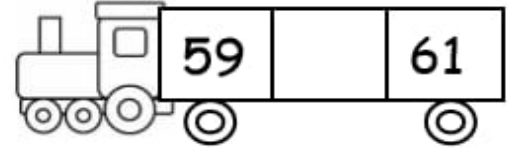
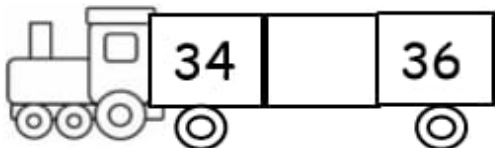
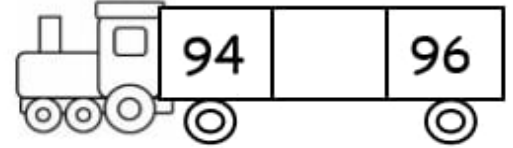
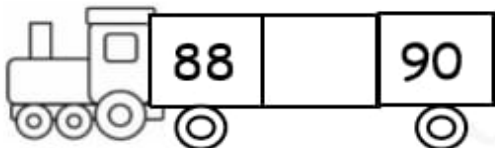
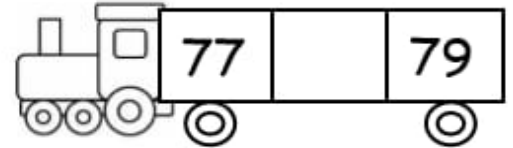
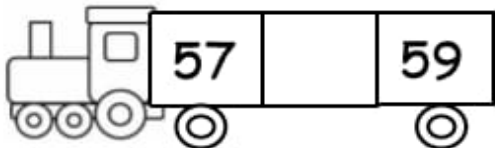
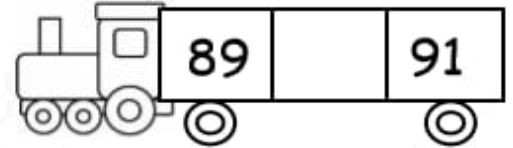
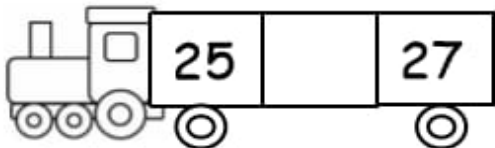
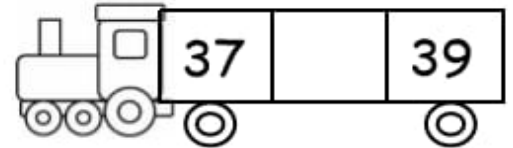
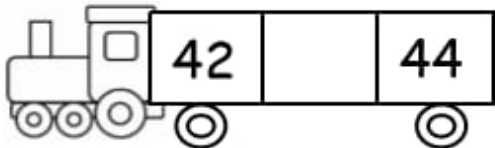
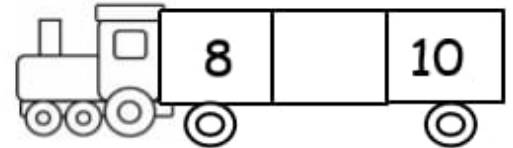
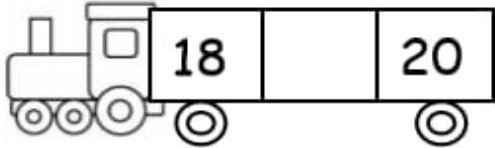
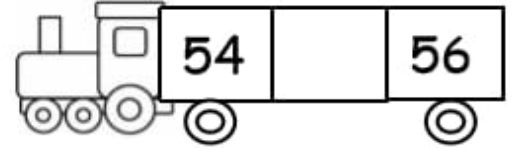
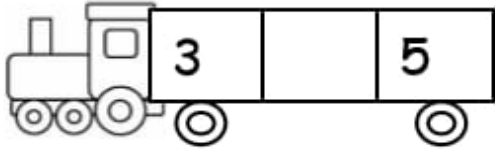
MATHS

In the given hundreds chart, some numbers are missing. Count and write the missing numbers.

1	2		4	5		7		9	
	12	13			16		18		20
21	22		24			27		29	30
31	32	33		35			38	39	
		43	44	45			48		50
	52		54		56	57			60
61			64	65			68	69	
	72	73	74			77	78		80
81			84	85			88	89	
		93	94		96	97			100

GLOBAL NAV JEEWAN SR. SEC. SCHOOL

Help our friend Brilliant  Butterfly to write in between numbers



GLOBAL NAV JEEWAN SR. SEC. SCHOOL

Solve each addition equation below.

$5 + 1 = \square$

$4 + 4 = \square$

$2 + 2 = \square$

$7 + 1 = \square$

$3 + 6 = \square$

$6 + 2 = \square$

$8 + 1 = \square$

$9 + 0 = \square$

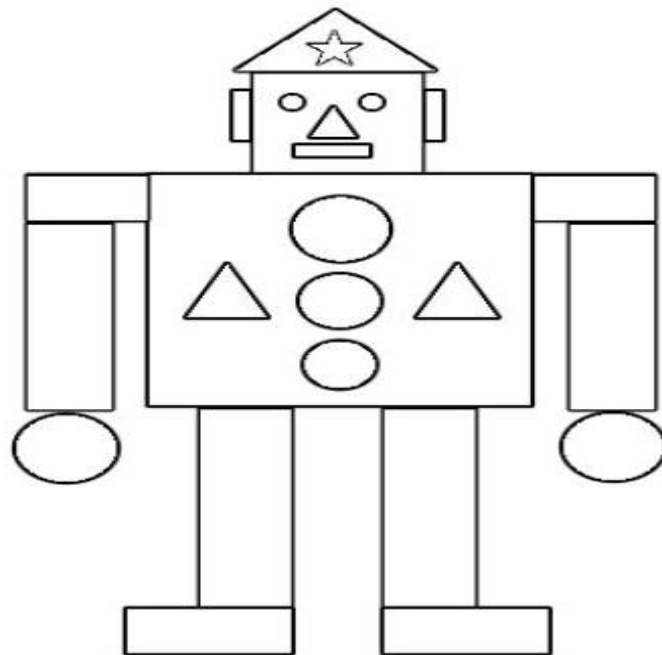
$5 + 3 = \square$

$6 + 1 = \square$

$9 + 0 = \square$

$3 + 3 = \square$

Count the shapes and colour the picture :



How many



.....



.....



.....

GLOBAL NAV JEEWAN SR. SEC. SCHOOL

After numbers 1 to 100

97

25

22

51

37

10

80

54

79

59

16

17

6

19

3

15

95

21

47

53

35

31

57

23

89

76

98

Comparing Numbers

Fill in each Write $<$, $>$, or $=$ to compare the numbers.



8 ○ 10

15 ○ 16

7 ○ 3

16 ○ 14

9 ○ 8

11 ○ 11

4 ○ 7

19 ○ 17

2 ○ 2

12 ○ 13

GLOBAL NAV JEEWAN SR. SEC. SCHOOL

EVS




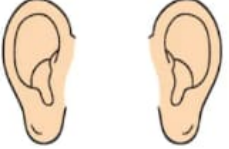
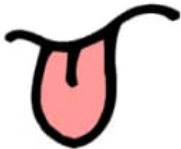
Five Senses

Name: _____

Date: _____

Fill in the blanks with the correct answers.

nose	tongue	hear	touch	see
------	--------	------	-------	-----

1. I can smell with my _____.	
2. I can _____ with my eyes.	
3. I can _____ with my hands.	
4. I can _____ with my ears.	
5. I can taste with my _____.	

Body Parts

Name : _____

Date : _____

Name the body parts



a. _____



b. _____



c. _____



d. _____



e. _____



f. _____



g. _____



h. _____



i. _____

GLOBAL NAV JEEWAN SR. SEC. SCHOOL

All about Myself

1. My name is _____.
2. I am a boy/girl _____.
3. I am _____ years old.
4. I study in class _____.
5. My class teacher's name is _____.
6. My father's name is _____.
7. My mother's name is _____.
8. The name of my school is _____.
9. My favourite food is _____.
10. I like to play _____.



Draw and write the name of your favourite:

1. Food	2. Vegetable
3. Toy	4. Animal

Matching Healthy Habits:

Match each healthy habit picture with its name.



Getting enough sleep



Washing hands



Eating healthy foods



Playing and moving



Brushing teeth

Name : _____









Date : _____

SAFETY FIRST!

Being safe keeps me healthy and happy! ❤️

1. Look and Circle

Circle the picture that shows the safe choice.

1. 	
2. 	
3. 	
4. 	

2. Match It!

Draw a line to match each rule with the correct picture.

Wear a seat belt.	
Look left, right, left before you cross.	
Do not talk to strangers.	
Wear a helmet when riding.	

3. What Should You Do?

Read each situation. Write (✓) for safe or (✗) for not safe.

-  1. Use scissors carefully.
-  2. Put your finger in the socket.
-  3. Swim with an adult.
-  4. Push your friend.
-  5. Wash your hands before eating.

4. Fill in the Blanks

Choose the correct word from the box.

help safe helmet adult emergency

- Always wear a _____ when riding a bike.
- If there is an _____, call 112.
- Cross the road with an _____.
- Be _____ and follow the rules.
- Ask for _____ if you need it.

5. Draw and Color

Draw a picture of something you do to stay safe.




Be smart. Be careful. Be safe! ❤️

GLOBAL NAV JEEWAN SR. SEC. SCHOOL


DRAWING

Fill given picture with paper tearing.




GLOBAL NAV JEEWAN SR. SEC. SCHOOL

Fill given picture with Lady finger impression



GLOBAL NAV JEEWAN SR. SEC. SCHOOL

Fill beautiful colours in given picture.



GLOBAL NAV JEEWAN SR. SEC. SCHOOL



- ★ 1. Who is our Prime Minister?
★ Ans. _____
- ★ 2. Which is our national flower?
★ Ans. _____
- ★ 3. How many colours are there in a rainbow?
★ Ans. _____
- ★ 4. Which is our national flag?
★ Ans. _____
- ★ 5. Which is the capital of India?
★ Ans. _____
- ★ 6. How many days are there in a week?
★ Ans. _____
- ★ 7. How many months are there in a year?
★ Ans. _____
- ★ 8. How many hours are there in a day?
★ Ans. _____
- ★ 9. Who is your principal?
★ Ans. _____
- ★ 10. In which school do you study?
★ Ans. _____
- ★ 11. When do we celebrate Teacher's Day?
★ Ans. _____
- ★ 12. On which planet do we live?
★ Ans. _____
- ★ 13. Emergency numbers -
 - ★ a. Police help line no. - 112
 - ★ b. Ambulance - 102

GLOBAL NAV JEEWAN SR. SEC. SCHOOL

Let's Talk!

CONVERSATION SHEET

Be Polite, Be Kind!

Speak with Confidence, Learn with Happiness!

GREETINGS

- ★ Good morning, ma'am/sir.
- ★ Good afternoon.
- ★ How are you?
- ★ I am fine, thank you.



ASKING FOR HELP

- ★ Ma'am, may I come in?
- ★ May I go to the washroom?
- ★ May I drink water?
- ★ Please help me.
- ★ I do not understand.




IN THE CLASSROOM

- ★ May I sit here?
- ★ Can I borrow a pencil?
- ★ Please give me an eraser.
- ★ I have completed my work.
- ★ Can you repeat, please?
- ★ What page number?
- ★ Open your book.
- ★ Close your notebook.



SPEAKING WITH TEACHER

- ★ Ma'am, I forgot my notebook.
- ★ Ma'am, I have a doubt.
- ★ Thank you, ma'am.
- ★ Sorry, ma'am.
- ★ May I answer?



SPEAKING WITH FRIENDS

- ★ What is your name?
- ★ My name is _____.
- ★ Can we play together?
- ★ Please share your crayons.
- ★ Thank you.
- ★ Welcome.



CLASSROOM INSTRUCTIONS

- ★ Stand up.
- ★ Sit down.
- ★ Keep quiet.
- ★ Listen carefully.
- ★ Raise your hand.
- ★ Make a line.
- ★ Take out your books.



POLITE WORDS

PLEASE



SORRY



THANK YOU



EXCUSE ME



WELCOME



Good words make a happy class.
Kind words make a better world!

