

SUMMER

Vacation

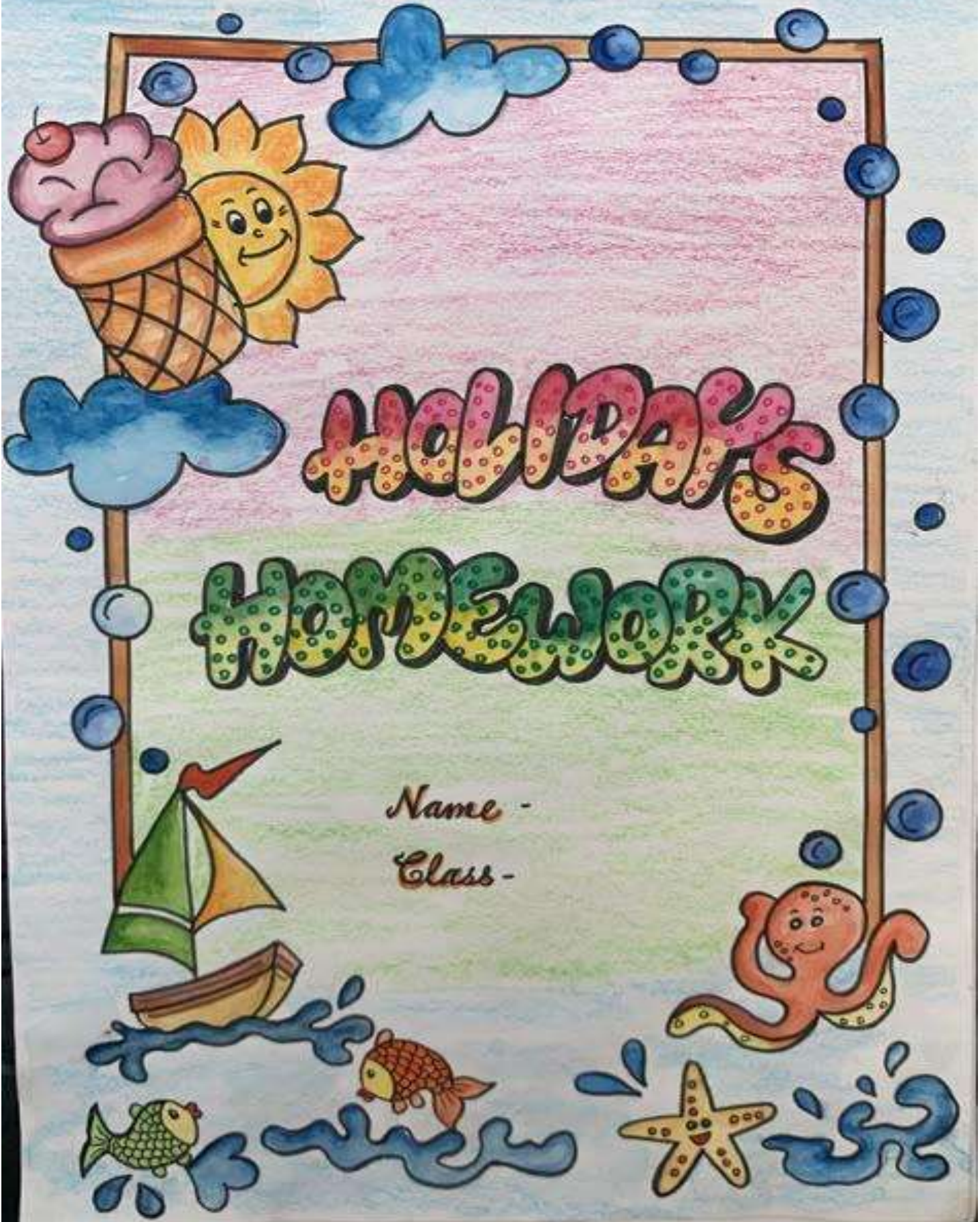
HOLIDAY HOMEWORK

- 2026 -

CLASS
PRE-PRIMARY



Be curious, be kind, keep smiling
and make every day amazing!



Name -

Class -

Holiday Homework


Holidays, Holidays are almost here,
Time for fun and summer cheer!
Summer is hot — to stay cool,
Everyone loves a dip in the pool.
Holidays, Holidays — we can't
wait,
Let's give a big cheer and
celebrate!



GLOBAL NAV JEEWAN SR. SEC. SCHOOL

Help your child become independent and confident through these activities:

- Encourage your child to converse in English, as it is the medium of instruction in school.
- Use three magical words often: “Sorry”, “Thank you”, and “Welcome”.
- Interact freely with neighbors, visitors, and relatives.
- Help set the table for dinner.
- Put away toys and belongings after use.
- Learn to wear socks and shoes.
- Practice buttoning and unbuttoning shirts.
- Water the plants.
- Feed the pet animals.





Let's Care Today
for a Better Tomorrow

Small Steps
Today,
Big Difference
Tomorrow.



MY CONTRIBUTION TO THE ENVIRONMENT

- 1 Make a promise to yourself not to waste water this summer.
- 2 Feed the birds with grains.
- 3 Water your plants daily.



Birds need you this

SUMMER

Summer is at its **Peak**.

Many Birds die in summer due to lack of **Water**.

Place **water pots** for this thirsty birds in terraces, Compound Walls and Balconies...



I AM A SMART GLOBALITE

- 1 Learn to tidy your room and keep your toys in place.
- 2 Learn to put on your socks and shoes and tie shoelaces.
- 3 Learn to button and unbutton your shirt.
- 4 Help to lay the table.
- 5 Make your grandparents happy by listening to them.
- 6 Do some stretching exercises daily.



Be Kind. Be Helpful. Be Responsible.
Together, Let's Make Our World Beautiful!



Nature Walk



- Take your child for a **morning walk** everyday.
- Ask him /her to **observe** the surroundings.
- Play **games** with your ward in the park.
- Ask him to state what he/she has observed in **simple sentences**.
- Encourage your child to understand the value of **health** and **fitness**.

Small
Steps
Big
Changes!

Stay **Active**, Stay **Happy**,
Make Every Day **Healthy!**

INTERNATIONAL YOGA DAY

21ST JUNE

A Healthy Body, A Peaceful Mind, A Happy You!



Dear Parents,

International **Yoga Day** is celebrated every year on **21st June**.



Kindly request you to encourage your children to practice **yoga** at home.

Kindly prepare a video atleast of **2 time** and share it with their respective **class teacher**.



Let's Stretch, Breathe and Grow Together! ♥

Yoga is the journey of the self, through the self, to the self." ♥



INTERNATIONAL YOGA DAY

Here are some asanas you can try!

FROG JUMP



Key Points

- Squat down like a frog
- Jump as high as you can
- Repeat the same across the room.

BEAR WALK



Key Points

- Extend legs straight
- Head down

CRAB WALK



Key Points

- Bottom up for level stomach as the child is able
- Feet under knees

CATERPILLAR CRAWL



Key Points

- Start in downward dog
- Walk hands out to plank
- Walk feet up to downward dog

KANGAROO JUMP



Key Points

- Feet together
- Hands to chest
- Small jumps with both feet
- Jumps with hands stationary

HAPPY FATHER'S DAY!

21st JUNE

FATHER'S DAY TROPHY

TO ALL THE
BEST POPS
OUT THERE!

Life is sweeter
with you around.
We love you!



LET'S MAKE A TROPHY FOR THE "WORLD'S BEST DAD"!

MATERIALS REQUIRED



Paper Glasses



Paint of any colour



Foam sheets

STEPS

- 1 Glue two paper cups back-to-back to make the trophy.
- 2 Paint them with your favourite colour.
- 3 Decorate the trophy with cutouts of stars, numbers and letters.
- 4 Write "#1 DAD" or draw a smiley face.
- 5 The trophy for your dad is ready!



You're the
Best,
Dad!

Thank you for your love, care and support!
You are our hero!

Language Development:

Learning a language becomes easy, when we adapt and adopt it. For that using it in day to day life is important. So, let's converse in English.

Start with using these small sentences and encourage the child to speak in English. Like –

- ❁ How are you? I'm fine/good.
- ❁ May I get something to eat?
- ❁ May I go to toilet?
- ❁ May I go to drink water?
- ❁ Excuse me.
- ❁ May I come in?
- ❁ Please, open/close my tiffin/bottle.
- ❁ I have finished my work/food.



GENERAL KNOWLEDGE

NURTURE THE NATURE



Water the plants at home.
Learn names of five plants.



- Which is our National bird?



- Which is our National animal?



- Which is our National tree?



- Which is our National flower?



- Which is our National game?



- Which is our National flag?



GLOBAL NAV JEEWAN SR. SEC. SCHOOL

ENGLISH

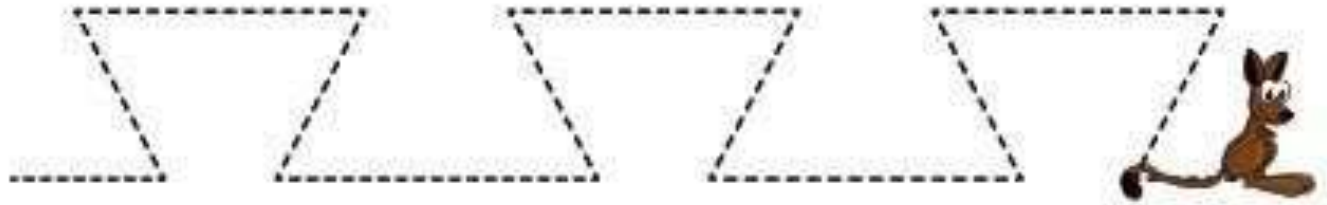




GLOBAL NAV JEEWAN SR. SEC. SCHOOL

Name: _____

Trace the Pattern

Trace the line in each pattern.



GLOBAL NAV JEEWAN SR. SEC. SCHOOL

ALPHABET LETTERS


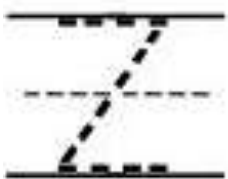
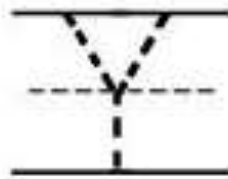
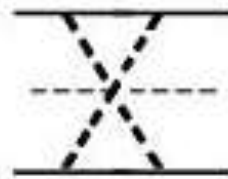
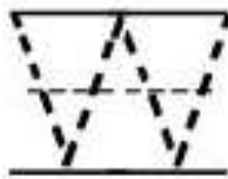
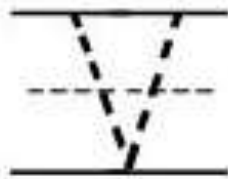
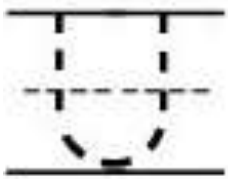
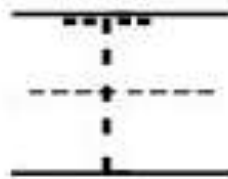
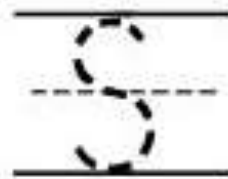
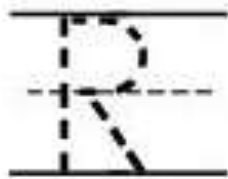
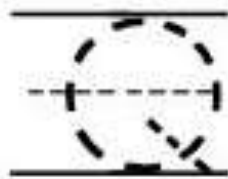
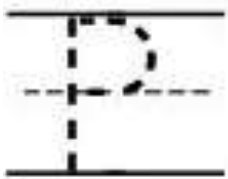
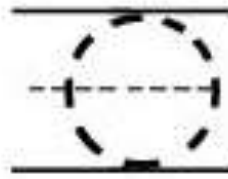
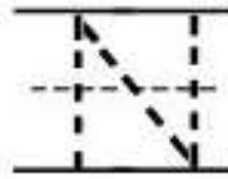
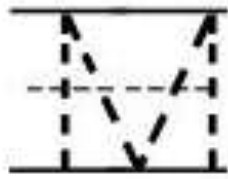
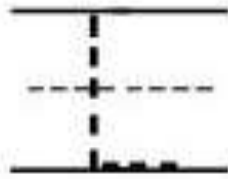
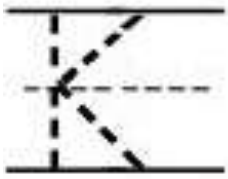
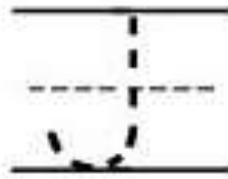
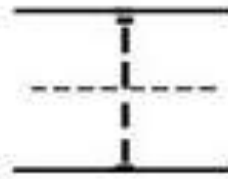
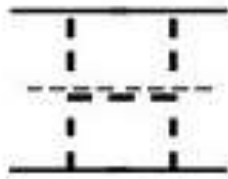
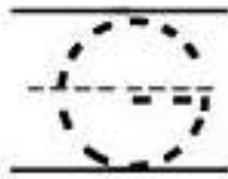
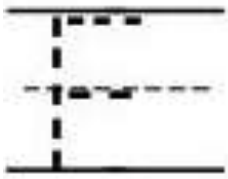
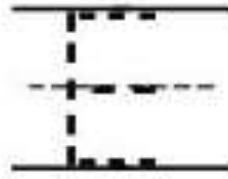
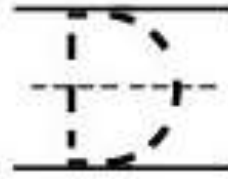
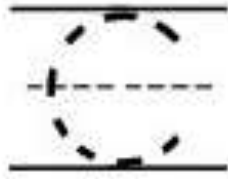
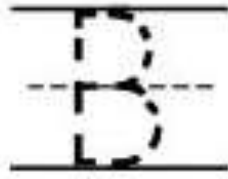
Fill in the missing letters.

A		C	D	
	E		G	H
I		K		
	M		O	P
Q	R		T	
	U		W	X
Y	Z			



GLOBAL NAV JEEWAN SR. SEC. SCHOOL

Trace the letters.



GLOBAL NAV JEEWAN SR. SEC. SCHOOL

Name: _____ Date: _____

Fill in the missing alphabet letters in the correct order.

a _ _ _ c d _ _ _ f

g _ _ _ i _ _ _ k _ _ _

m _ _ _ o _ _ _ q _ _ _

s _ _ _ u _ _ _ w _ _ _

_ _ _ z



Write the **first letter** of the given pictures.

1



6



2



7



3



8



4



9



5



10



Cursive Alphabet

Trace the dotted letters and write them in the empty boxes below.

a to i

a b c d e f g h i

a b c d e f g h i

--	--	--	--	--	--	--	--	--	--

j to r

j k l m n o p q r

j k l m n o p q r

--	--	--	--	--	--	--	--	--	--

s to z

s t u v w x y z

s t u v w x y z

--	--	--	--	--	--	--	--	--	--



GLOBAL NAV JEEWAN SR. SEC. SCHOOL

Revise and trace the small letters :

★ Trace the dotted letters carefully and write neatly. ★

a	b	c	d	e	f
g	h	i	j	k	l
m	n	o	p	q	r
s	t	u	v	w	x
y	z				



GLOBAL NAV JEEWAN SR. SEC. SCHOOL

MATHS




GLOBAL NAV JEEWAN SR. SEC. SCHOOL

Numbers in sequence 1 to 100

1	11	21	31	41	51	61	71	81	91
10	20	30	40	50	60	70	80	90	100

NUMBER AFTER

Fill in the number that comes after.



GLOBAL NAV JEEWAN SR. SEC. SCHOOL

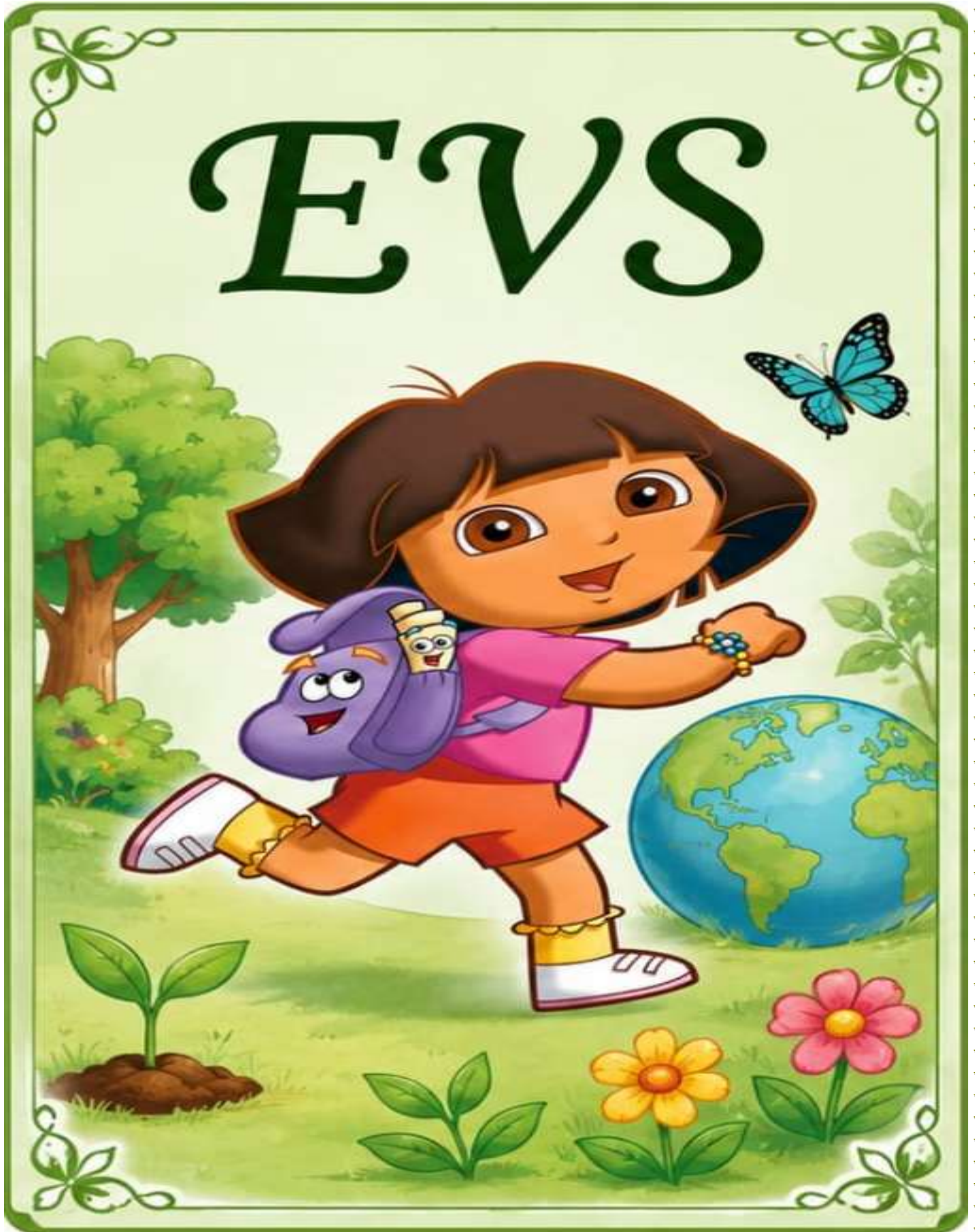
What comes Before? (1-10)

<input type="text"/>	5	<input type="text"/>	4
<input type="text"/>	11	<input type="text"/>	9
<input type="text"/>	7	<input type="text"/>	10
<input type="text"/>	8	<input type="text"/>	3
<input type="text"/>	2	<input type="text"/>	6

Count backwards and write



EVS





GLOBAL NAV JEEWAN SR. SEC. SCHOOL

Colour the picture that who you are

Boy and Girl

boy

girl




GLOBAL NAV JEEWAN SR. SEC. SCHOOL

How Many?

I have _____ hands



I have _____ eyes



I have _____ ears



I have _____ mouth



I have _____ nose



I have _____ legs



I have _____ fingers



GLOBAL NAV JEEWAN SR. SEC. SCHOOL

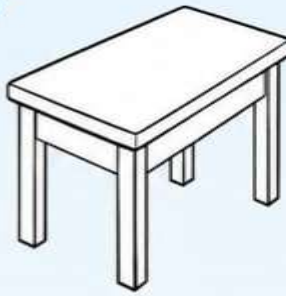
Trace the letters and learn your School Name.

Nav Jeewan
Model School!




Our School


Direction: Read and trace the words then color the pictures.




Table




Bag




Chair





Pencil




Crayon



Paper




Book



What's in the school bag?

★ Draw a circle around each thing. ★



HINDI

अ

आ

इ

ई



उ

क

ख

ग

GLOBAL NAV JEEWAN SR. SEC. SCHOOL

खाली स्थान में सही अक्षर लिखें।

ख घ

च ज ञ

ठ ढ

त द न

फ भ

य ल

ष स

क्ष ज्ञ

अक्षर जोड़ो और शब्द बनाओ

घ + र =



ब + स =



प + ढ =



द + स =



न + ल =



ध + न =



ज + ल =



फ + ल =



GLOBAL NAV JEEWAN SR. SEC. SCHOOL

नीचे दिए गए 2 अक्षर के शब्दों को पढ़िए और चित्रों से मिलाइए।

Read the 2 letter words and match with pictures.



दस

नल

फल

रथ

जग

टब

घर

बस

पढ़

पग



10



तीन वर्णों वाले शब्द लिखो



क + म + ल =



ब + त + ख =



भ + ग + त =



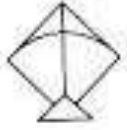
म + ग + र =



क + ल + म =



श + ह + द =



प + तं + ग =



ब + ट + न =



म + ट + र =



र + ब + ड =

GLOBAL NAV JEEWAN SR. SEC. SCHOOL

चित्र देखकर शब्दों से मिलायें



पतंग



बटन




बतख



मटर




कमल



रबड़

शहद



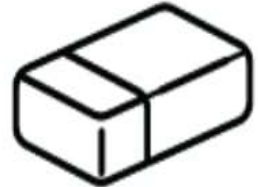
भगत



मगर



कलम



चार अक्षर वाले शब्दों का अभ्यास करे।

अ+च+र+ज	=	
अ+ज+ग+र	=	
ब+च+प+न	=	
झ+ट+प+ट	=	
अ+फ+स+र	=	
म+त+ल+ब	=	
ब+र+ग+द	=	
उ+ल+झ+न	=	
अ+व+स+र	=	
म+ख+म+ल	=	

GLOBAL NAV JEEWAN SR. SEC. SCHOOL

चित्र देखकर शब्द लिखें



Blank writing lines for the word corresponding to the hand illustration.



Blank writing lines for the word corresponding to the beetle illustration.



Blank writing lines for the word corresponding to the radish illustration.



Blank writing lines for the word corresponding to the thermos and cup illustration.



Blank writing lines for the word corresponding to the tree illustration.



Blank writing lines for the word corresponding to the snake illustration.



Blank writing lines for the word corresponding to the pencil holder illustration.



Blank writing lines for the word corresponding to the plate and glass illustration.



Blank writing lines for the word corresponding to the flowers and sun illustration.



Blank writing lines for the word corresponding to the person running illustration.



Blank writing lines for the word corresponding to the glass of juice illustration.




Blank writing lines for the word corresponding to the tent illustration.

DRAWING



GLOBAL NAV JEEWAN SR. SEC. SCHOOL


**GET MESSY AND MAKE GRAPE –
THEMED ART WITH YOUR THUMBS**



GLOBAL NAV JEEWAN SR. SEC. SCHOOL

EXPLORE AND LEARN

Visit the park and collect 2 big and 2 small leaves and paste here.



GLOBAL NAV JEEWAN SR. SEC. SCHOOL

🌟 ✨ Happy Holidays, My Shining Superstars! ✨ 🌟

Holidays are a time to explore, learn, and make beautiful memories with your family.
This time, I have a special and exciting activity for you!

Holiday Activity:

Visit any one monument with your family and enjoy a small picnic there.
Discover its beauty, learn something new about that place,
and spend joyful time together.


✦ Your Task:

- 📷 Click some lovely photos
- 🎬 Make a short video of your visit
- 💬 Share your experience in a few words
- ✉ Send everything in the school group

Let's make this holiday full of learning, fun, and unforgettable moments!

Enjoy your holidays, stay happy, and come back with wonderful stories to share.

Lots of love,
Your Teacher



Happy Summer!

May the holiday season
fill your home with joy,
your heart with love, and
your life with laughter..



Wish you good health and
quality time this