

HOLIDAYS HOMEWORK FOR NURSERY

★ Small Steps Today, Bright Future Tomorrow! ★

- 🌸 Learn
- 🌿 Explore
- 🌸 Create
- 🌸 Have Fun

🧡 Be Kind

💡 Stay Curious

★ Try Your Best

😊 Believe in Yourself

Learn • Grow • Succeed

Dear Parent,

Children are born with natural curiosity and inquisitiveness about the world around them. It is important for us to help them keep this spark alive and to make learning fun.

Summer Vacation is just round the corner, let every moment of this vacation be a time to unite, connect and enjoy beautiful moments with your child.



Here are some activities given to help your child become independent and confident:-

1. INDEPENDENT ME



- Buttoning and Unbuttoning
- Put on your Socks and Shoes
- Keeping belongings back in their place
- Filling the water bottles
- Keeping room clean and well-organized
- Tear a Chapati and eat your Meal on your own



2. SOCIAL SKILLS



- Wish your elders with a smile
- Go outdoors and play with your friends
- Use magical words: Sorry, Please, Excuse Me, Thank You



3. PERSONAL HYGIENE



- Brushing teeth twice a day.
- Combing hair regularly
- Bathing everyday
- Washing hands before and after meals.



4. READING IS FUN



- Children are made readers on the laps of their parents.
- Make reading a regular practice with pictures and large text.
- Make bed-time stories a part of your child's daily routine.



ALONE WE CAN DO SO LITTLE; TOGETHER WE CAN DO SO MUCH.
(SOCIAL SKILLS)

FUN & LEARN

Grow • Explore • Enjoy

1. SUGGESTED TV CHANNELS



- ★ Baby T.V.
- ★ Discovery Kids
- ★ Disney Junior

2. SUGGESTED MOVIES

- ★ The Jungle Book
- ★ Good Dinosaur



3. GET CLOSE TO NATURE



Take your child for regular morning walk to breathe in fresh air. Make him aware of the benefits of morning walk and tell him/her about different types of plants, flowers and birds so he/she can generate love for nature.

4. LET'S CONVERSE IN ENGLISH



How are you?

- ★ How are you? I am fine, Thank you.
- ★ I am thirsty, Please give me water.
- ★ I am hungry, Please give me food/fruit.
- ★ I have finished my work/food.
- ★ Please open/close my bottle/tiffin/bag.
- ★ Please switch on/off the light/fan.



I am fine, Thank you

5. OTHER ACTIVITIES



- ★ Read story books and picture books.
- ★ Draw, colour and do craft activities.
- ★ Listen to rhymes and sing songs.
- ★ Help at home in small tasks.
- ★ Drink lots of water and eat healthy food.



LEARN, PLAY AND GROW EVERY DAY!

Celebrate Father's Day (21 June)

HAPPY FATHER'S DAY!

MY DAD, MY HERO

Paste the photo
of your Dad
here

#1
DAD

SUPER
DAD

BEST
DAD

THANK YOU, DAD!





International YOGA DAY (21 June)



"Yoga is the journey of the self,
through the self, to the self."

ACTIVITY

Let's Do Yoga



1. MOUNTAIN POSE

- Stand straight and Spread the legs and toes few inches apart. Keep the arms alongside the body.
- The shoulders must be relaxed and not stiff. Raise the arms above your head.
- Hold the posture and breathe slowly. Retain as long as comfortable.



2. VOLCANO POSE

- Stand tall with your feet slightly apart.
- Bring your hands to prayer position.
- Inhale and push your hands to the sky.
- Exhale and move your hands to the side and then back to the centre.



3. CAT POSE

- Get down on hands and knees.
- Reach spine towards ceiling as high as possible so that the back is arched like a cat.
- Make meow - meow noises.



ENGLISH



Jolly Phonics Learning Chart

Group 1

s hand slithering	a fingers tapping on forearm	t looking left and right (mouse whiskers)	i index finger	p blowing on arms spread wide	n wriggling fingers	m pretending to rubing stomach	d playing a drum
---------------------------------	--	---	------------------------------	---	-----------------------------------	--	--------------------------------

Group 2

c/k clicking fingers	e hands breaking an imaginary egg (tired breath)	h hands patting pretending to rip cloth	r pretending to rubing stomach	r pretending to rubing stomach	m pretending to rubing stomach	d playing a drum
------------------------------------	--	---	--	--	--	--------------------------------

More Sounds

g swirling water	o switching light on/off	u opening an umbrella	l licking a lollipop	f waving 'fish fins'	b hitting a bat
--------------------------------	--	-------------------------------------	------------------------------------	------------------------------------	-------------------------------

Group 3 & Digraphs (First Few)

j jumping up and down	v driving a car	w blowing a blowing action	x pretending to take an X-ray	y eating yoghurt (pretend)	z spreading arms like wings
ai hand behind ear (hearing sound)	ee 'ee-or' donkey ears waving	or 'ee-or' /unicorn horn	oa 'oa' goat in boat	oo looking in a book	oo looking at the moon

Actions help make learning fun and memorable!

PHONIC SOUNDS

A says ऐ as in **apple, axe, arrow**

B says ब as in **ball, bag balloon**

C says क as in **cat, candle, car**

D says ड as in **dog, drum, doctor**

E says ए as in **elephant, elbow, engine**

F says फ as in **frog, fish, fan**

G says ग as in **grapes, gate, god**

H says ह as in **horse, house, hot**

I says आइ as in **ice-cream, iron, island**

J says ज as in **joker, jar, jelly**

K says क as in **kite, kettle, kangaroo**

L says ल as in **lion, leaf, lock**

M says म as in **mango, mat, mother**



N says न as in **nest, nut, nose**

O says औ as in **orange, ostrich, ox**

P says प as in **parrot, peas, pocket**

Q says क्व as in **quarter, quill, quilt**

R says र as in **rocket, rat, red**

S says स as in **sun, socks, swing**

T says ट as in **tiger, time, toffee**

U says अ as in **umbrella, under, urn**

V says व as in **van, vulture, violin**

W says व as in **wall, watch, window**

X says एक्स as in **x-ray, x-mas tree**

Y says य as in **yo-yo, yolk, yellow**

Z says ज as in **zip, zig-zag, zero**



Ss



sub



snail



sun



spider



star



snake




The Letter S

♥ - Color the pictures that start with the letter "s" sound. - ♥



key




snake




seahorse




rabbit




strawberry



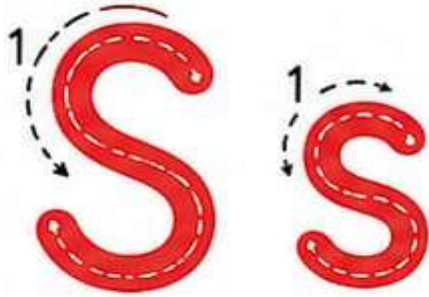
robot



rocket



sun



Sun



starfish

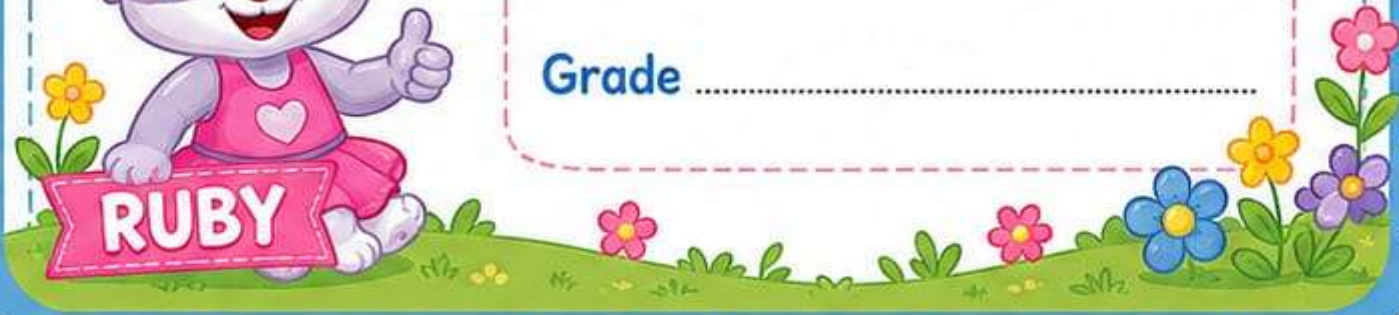


Handwriting practice section with four rows of dashed letters 'S' and 's' on lined paper for tracing.



My name is

Grade




Aa



arrow




apple



astronaut



anchor



alligator



ant

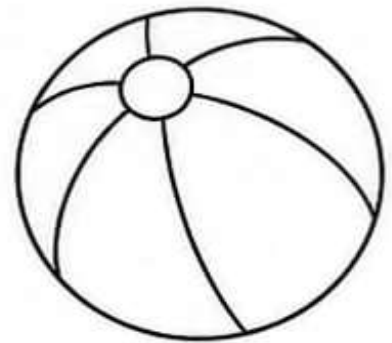



Name: _____



Date: _____

Words That Begin with Letter **Aa**

Color the pictures that begin with the letter **a**.



Aa



Name : _____



Date : _____




Colour the pictures that begin with the letter 'Tt'.



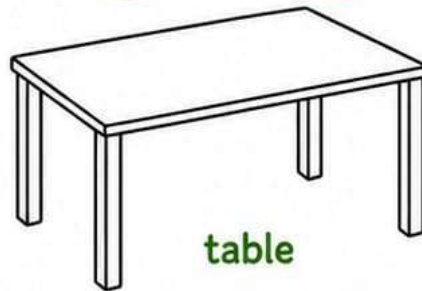
tie



van




tomato




table



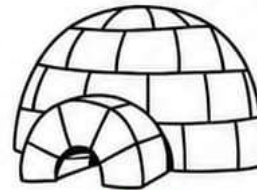
tiger



turtle



flower



igloo



truck



turtle



tiger




tree



turkey



table



My name is

Grade.....

HINDI

हिन्दी वर्णमाला



Handwriting practice section consisting of seven rows of four dashed Hindi letter 'उ' characters on a three-line grid for tracing.

हिन्दी वर्णमाला



ऊन



Handwriting practice lines for the Hindi letter 'ऊ'. Each row consists of four dashed 'ऊ' characters on a set of three horizontal lines (top, middle, bottom) for tracing.

हिन्दी वर्णमाला



RUBY



अनार



अ अ अ अ

अ अ अ अ

अ अ अ अ



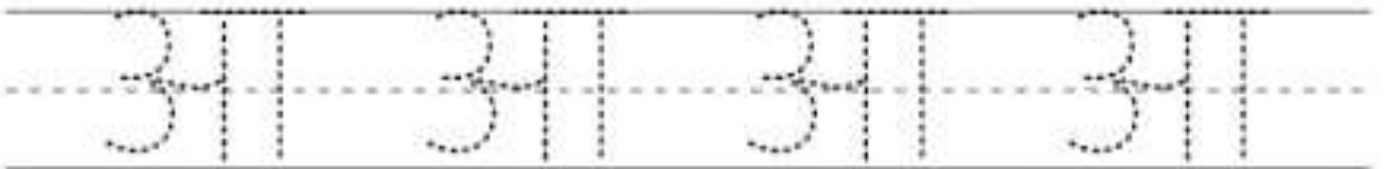
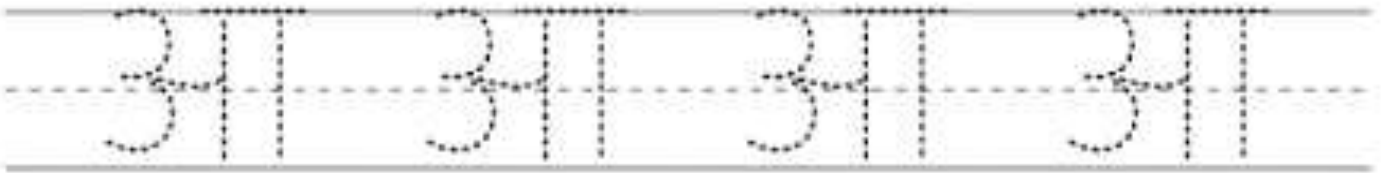
अ अ अ अ

अ अ अ अ

अ अ अ अ



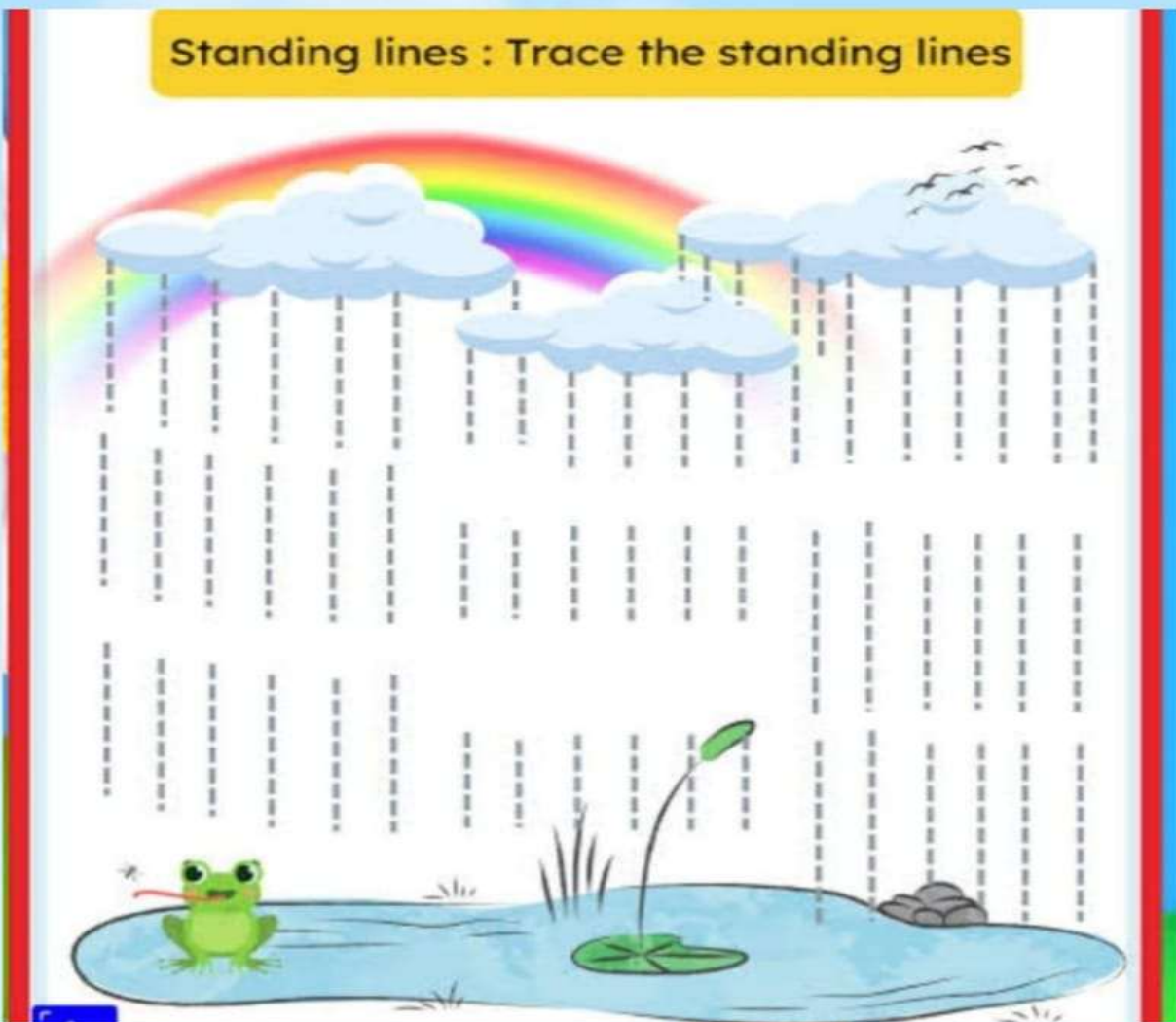
आम



MATHS

Writing Skills- To develop writing skills of students. Creative and Colorful standing and sleeping strokes worksheets are given below.

Standing lines : Trace the standing lines



Trace the Number "1"

Name

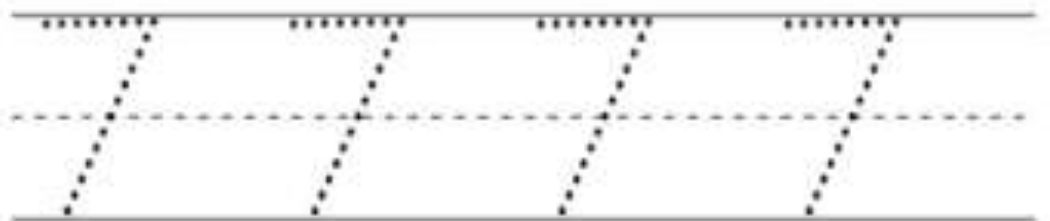
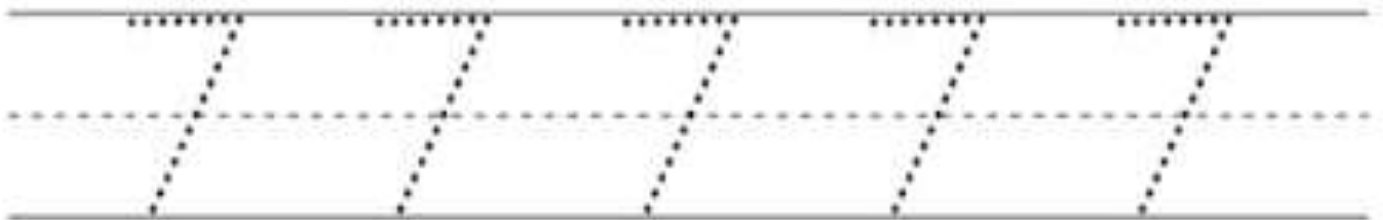
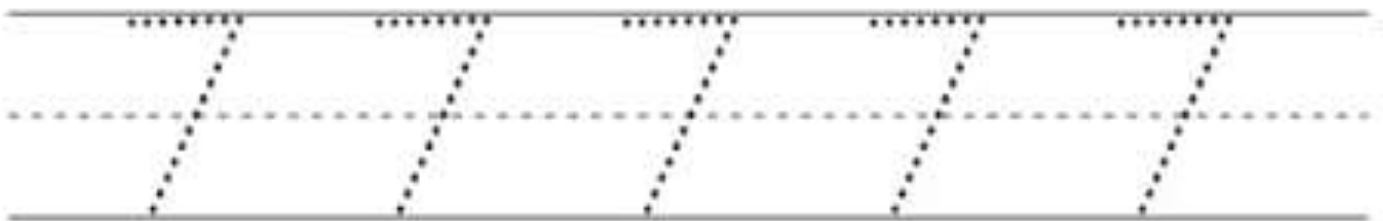
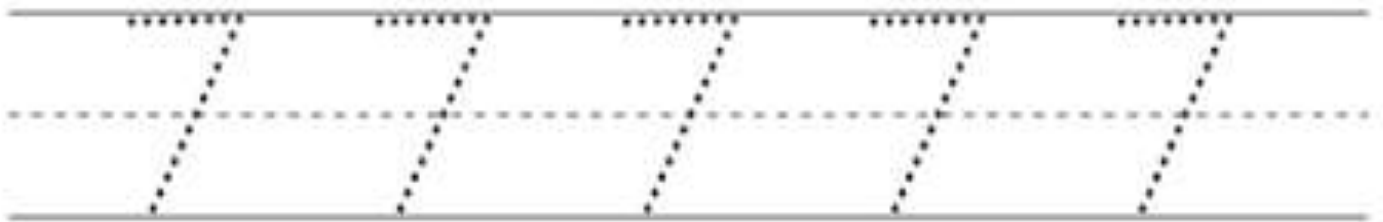


One





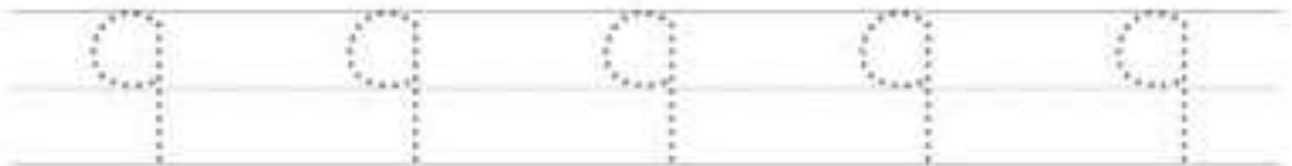
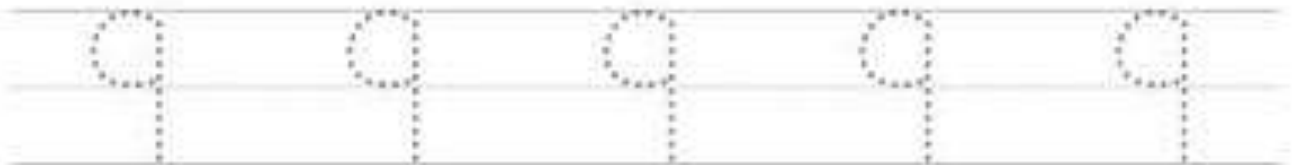
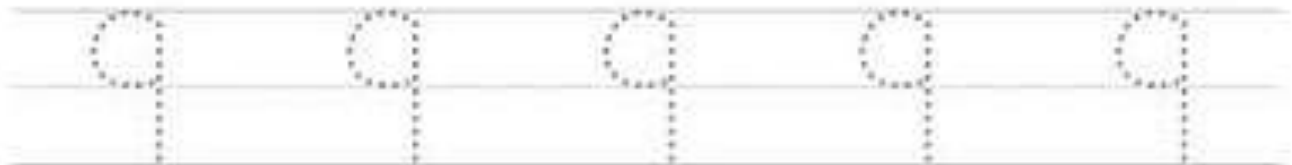
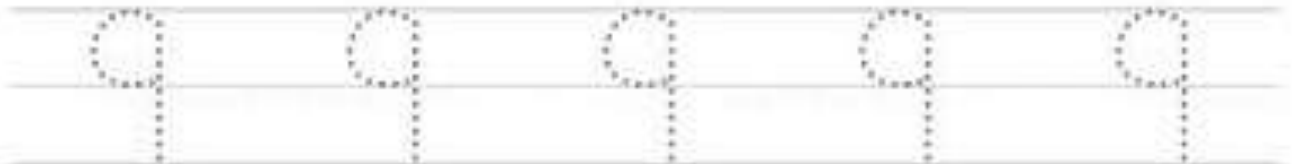

Name



Trace the Number "9"

Name


9
Nine



Trace the Number "6"

Name

6
Six



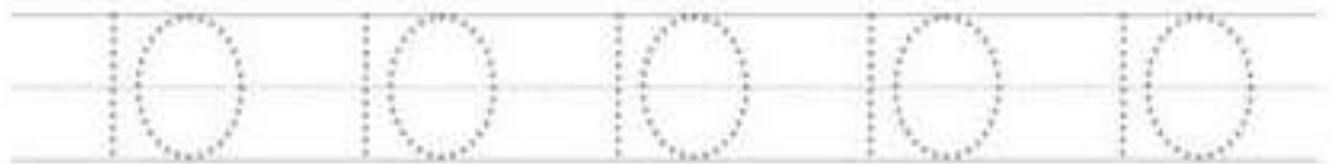
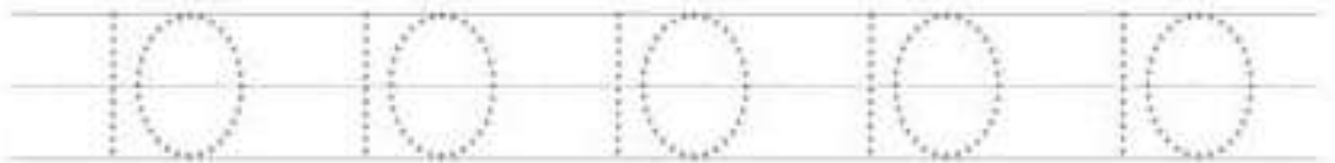
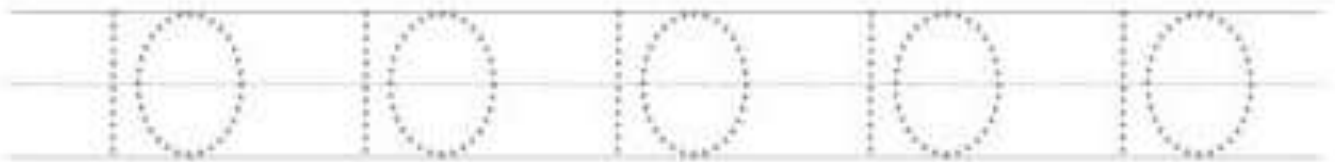
Tracing practice area consisting of seven rows of horizontal lines. Each row contains five dotted numbers '6' for tracing.



Trace the Number "10"

Name

10
Ten



EVS

ALL ABOUT ME!



MY NAME IS...

[Large dashed-line rectangular box for writing a name]

MY FAVORITE COLOR IS...



I AM

[Dashed-line square box for writing a number]

YEARS OLD.

THAT'S ME!

[Large rectangular box with a blue scalloped border and a yellow tape sticker at the top left, intended for a drawing]


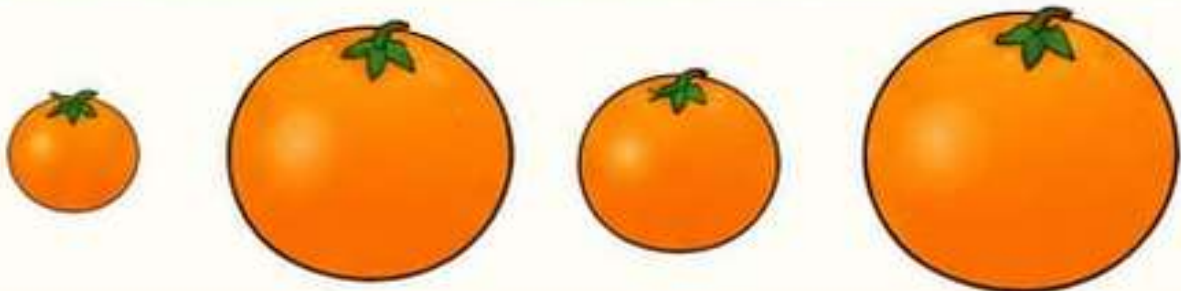


MY BIRTHDAY IS...



I LIKE TO GO TO...



Choose the **SMALLEST** fruit



Name: _____

BODY PICTURE MATCHING

Draw a line from each body part on the left side of the page to the matching body part picture on the right.



ART AND CRAFT

2



Stick bindi of **red colour** to complete the apple tree.




EXPLORE AND LEARN

Visit the park and collect big and small leaves and paste here.



2

Join the dots and
colour the picture



2

Join the dots and
colour the pictures



B



3



A



A



3



B



2



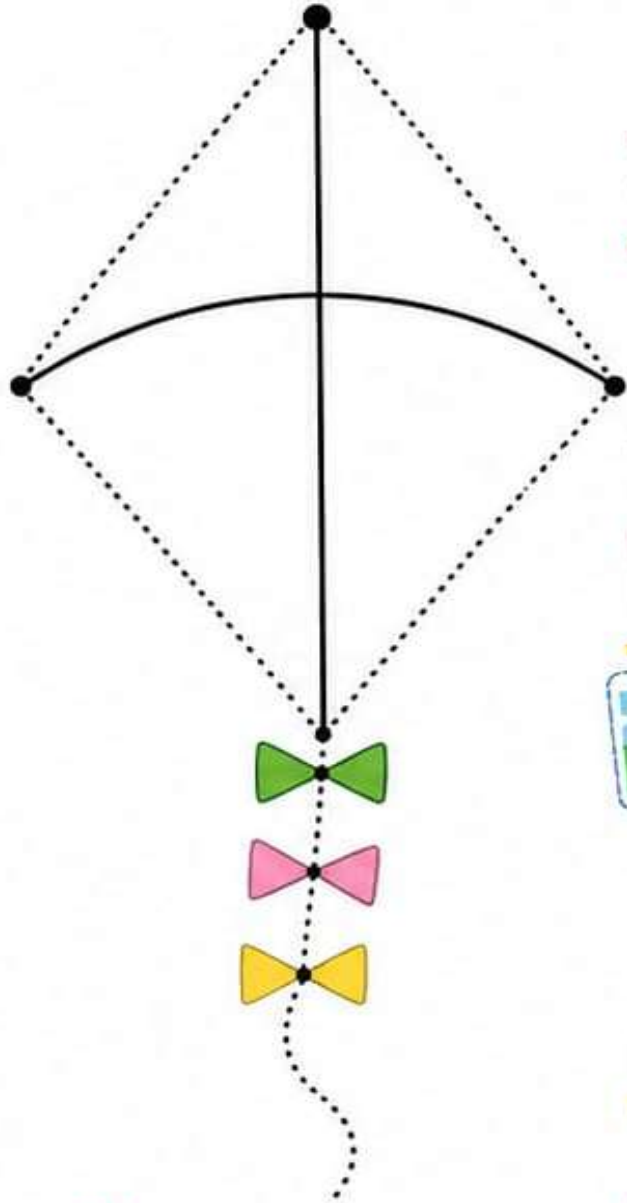
1



B



2




SOCIAL SKILLS

To enable the child interactive and communicative with the others.
Kindly follow the given community / social skills.



- Encourage the child to greet everyone in the house, neighbourhood, family, visitors and to all person they meet.
- Hello, Good morning, Good afternoon and Good evening e.g. Hi Uncle, Hello Aunty
- Always to be polite at home and outside.
- To obey the elders and parents.



Be Polite



HELLO



GOOD MORNING



GOOD AFTERNOON



GOOD EVENING

ACTIVITY – MYSELF

Stand in front of mirror and speak 5-6 sentences on myself.

1 My Name is _____ .

2 I am _____ years old.

3 I study in nursery class.

4 My School Name is Nav Jeevan Model School.

5 My Favorite Colour is _____ .

6 My Hobby is _____ .





Have a
great

SUMMER

Vacation!



Relax, have fun
and make wonderful
memories!

